



# Apple Publications Style Guide

January 2006

**style** (stīl) *n.* **1.** The way in which something is said, done, expressed, or performed: *a style of speech and writing.* **2.** The combination of distinctive features of literary or artistic expression, execution, or performance characterizing a particular person, group, school, or era. **3.** Sort; type: *a style of furniture.* **4.** A quality of imagination and individuality expressed in one's actions and tastes: *does things with style.* **5a.** A comfortable and elegant mode of existence: *living in style.* **b.** A mode of living: *the style of the very rich.* **6a.** The fashion of the moment, especially of dress; vogue. **b.** A particular fashion: *the style of the 1920s.* **7.** A customary manner of presenting printed material, including usage, punctuation, spelling, typography, and arrangement. **8.** A form of address; a title. **9a.** An implement used for etching or engraving. **b.** A slender pointed writing instrument used by the ancients on wax tablets. **10.** The needle of a phonograph. **11.** The gnomon of a sundial. **12. Botany** The usually slender part of a pistil, situated between the ovary and the stigma. **13. Zoology** A slender, tubular, or bristlelike process: *a cartilaginous style.* **14. Medicine** A surgical probing instrument; a stylet. **15. Obsolete** A pen. —*tr. v.* **styled, styl-ing, styles** **1.** To call or name; designate: *George VI styled his brother Duke of Windsor.* **2.** To make consistent with rules of style: *style a manuscript.* **3.** To give style to: *style hair.* [Middle English, from Old French, from Latin *stylus, stilus*, spike, pointed instrument used for writing, style. See **STYLUS.**] —**styl'er** *n.* —**styl'ing** *n.*

🍏 Apple Computer, Inc.  
© 2006 Apple Computer, Inc. All rights reserved.

No part of this publication may be reproduced, stored in a retrieval system, or transmitted, in any form or by any means, mechanical, electronic, photocopying, recording, or otherwise, without prior written permission of Apple Computer, Inc., with the following exceptions: Any person is hereby authorized to store documentation on a single computer for personal use only and to print copies of documentation for personal use provided that the documentation contains the Apple copyright notice.

The Apple logo is a trademark of Apple Computer, Inc., registered in the U.S. and other countries. Use of the “keyboard” Apple logo (Option-Shift-K) for commercial purposes without the prior written consent of Apple may constitute trademark infringement and unfair competition in violation of federal and state laws.

Apple  
1 Infinite Loop  
Cupertino, California 95014 USA  
408-996-1010  
www.apple.com

Apple, the Apple logo, AirPort, Apple Cinema Display, AppleDesign, AppleScript, AppleShare, AppleSoft, Apple Studio Display, AppleTalk, AppleWorks, Aqua, Carbon, Chicago, Cocoa, ColorSync, DVD Studio Pro, Final Cut, Final Cut Pro, FireWire, iBook, iCal, iDVD, iLife, iMac, iMovie, iPhoto, iPod, iTunes, Keychain, Logic, Mac, Macintosh, Mac OS, Panther, PlainTalk, PowerBook, Power Mac, Power Macintosh, Quartz, QuickDraw, QuickTime, Shake, Sherlock, Soundtrack, TrueType, Velocity Engine, WebObjects, Xcode, Xsan, and Xserve are trademarks of Apple Computer, Inc., registered in the U.S. and other countries.

AirPort Express, Aperture, Apple Remote Desktop, Balloon Help, Cinema Tools, Develop, Disk First Aid, eMac, Exposé, Finder, GarageBand, iSight, iWork, Keynote, Pages, QuickTime Broadcaster, Safari, SnapBack, Spotlight, SuperDrive, Techno, Tiger, and Xgrid are trademarks of Apple Computer, Inc.

AppleCare, Apple Store, and iTunes Music Store are service marks of Apple Computer, Inc., registered in the U.S. and other countries. AppleWorld and .Mac are service marks of Apple Computer, Inc.

FileMaker is a registered trademark of FileMaker, Inc. in the U.S. and other countries.

Mighty Mouse © Viacom International Inc. All rights reserved. The Mighty Mouse trademark is used under license.

PostScript is a trademark or registered trademark of Adobe Systems Incorporated in the U.S. and/or other countries.

PowerPC™ and the PowerPC logo™ are trademarks of International Business Machines Corporation, used under license therefrom.

Times is a registered trademark of Heidelberger Druckmaschinen AG, available from Linotype Library GmbH.

# Contents

<b>Preface</b>	<b>5</b>	<b>About This Guide</b>
	5	What's in This Guide
	6	Standard Editorial Resources
	6	Conventions Used in This Guide
<b>Chapter 1</b>	<b>7</b>	<b>Style and Usage</b>
<b>Chapter 2</b>	<b>167</b>	<b>Units of Measure</b>
	168	Prefixes for Units of Measure
	169	Names and Unit Symbols for Units of Measure
<b>Chapter 3</b>	<b>175</b>	<b>Apple Products</b>
	175	Desktop Computers
	176	Portable Computers
	176	Servers
	176	Displays
	177	Keyboards and Mouse Devices
	177	Storage Devices
	178	Software and Technologies
	180	Audio, Music, and Video Products
	180	Wireless Networking Products
<b>Chapter 4</b>	<b>181</b>	<b>Technical Notation</b>
	181	General Considerations
	181	Code
	181	Syntax Descriptions
	182	Code Font in Text
	182	Metasymbols in Text
<b>Chapter 5</b>	<b>183</b>	<b>How to Write a Glossary</b>
	183	Audience Considerations
	184	Content Guidelines
	185	Matters of Form
	187	Assembling the Glossary

<b>Chapter 6</b>	<b>189</b>	<b>How to Develop an Index</b>
	189	Choosing the Number of Levels
	189	Main Entries
	189	Subentries
	190	Wording
	190	Commands
	190	Cross-References
	191	Order of Entries
	191	Style of Entries
	191	Checking the Spelling
<b>Chapter 7</b>	<b>193</b>	<b>International Style</b>
	193	Basic Rules
	193	Currency
	194	Dates and Times
	194	Decimals
	195	Languages
	196	Telephone Numbers
	196	Units of Measure

*The Apple Publications Style Guide* provides editorial guidelines for text in Apple instructional publications, technical documentation, reference information, training programs, and the software user interface.

Writers, editors, and developers can use this document as a guide to writing style, usage, and Apple product terminology. Writers and editors should thoroughly review the guide so that they become familiar with the range of issues involved in creating high-quality, readable, and consistent documentation. Apple developers and third-party developers should follow this guide when labeling user interface elements and writing any text that users see, as well as when writing documentation for their users.

## What's in This Guide

This 2005 edition of the style guide adds terms used in Mac OS X version 10.4 and its Classic environment. Terms that appear only in the Classic environment are designated as such.

- Chapter 1, “Style and Usage,” on page 7, shows how certain terms are used in Apple publications and gives preferred style (capitalization, spelling, and hyphenation) for those terms. It also gives general rules of style and usage for Apple publications. Entries appear in alphabetical order.
- Chapter 2, “Units of Measure,” on page 167, provides preferred style for spelled-out and abbreviated forms of units of measurement likely to occur in Apple publications.
- Chapter 3, “Apple Products,” on page 175, lists the official names of major Apple hardware and software products.
- Chapter 4, “Technical Notation,” on page 181, provides special style and usage rules that apply largely or exclusively to developer documentation. (Some of these rules are also included by topic in “Style and Usage.”)

- Chapter 5, “How to Write a Glossary,” on page 183, provides guidelines for preparing glossaries.
- Chapter 6, “How to Develop an Index,” on page 189, provides guidelines for creating an index.
- Chapter 7, “International Style,” on page 193, provides guidelines for creating material for localization.

## Standard Editorial Resources

In general, follow the style and usage rules in:

- *The American Heritage Dictionary*
- *The Chicago Manual of Style*
- *Words into Type*

Exceptions to certain guidelines in these resources are noted in this guide.

In cases where reference sources conflict with each other, follow:

- *The Chicago Manual of Style* for questions of style and usage
- *The American Heritage Dictionary* for questions of spelling

Also refer to any department-specific materials provided by your editor.

## Conventions Used in This Guide

Modifiers consisting of two or more words are often hyphenated when they precede a noun, but not when they follow the verb as a compound predicate adjective. This guide distinguishes the differences as follows:

- An entry followed by *adj.* in parentheses gives the form to be used when the adjective immediately precedes the noun it modifies.
- An entry followed by *pred. adj.* in parentheses gives the form to be used when the adjective is a predicate adjective. For example:  
**black-and-white (adj.), black and white (pred. adj.)**
- If a hyphenated compound has no *pred. adj.* entry, hyphenate the compound wherever it appears in a sentence.

The guide uses italics to call attention to the term being discussed. If a term or element should be italicized in text (such as the title of a book), the entry states that the element should be in italics. If an entry doesn't explicitly call for italics, the term or element usually should not be italicized in text.

This chapter provides guidelines on writing style and usage in Apple publications and in the user interface.

The intent of these guidelines is to help maintain a consistent voice in Apple publications and in the user interface. If you don't find what you're looking for in these pages, consult your editor.

**.Mac** Use uppercase *M* (*Mac*) in text, even though packaging and the interface may use *.mac*. The term is pronounced “dot Mac.”

**2-byte character** Don't use; use *double-byte character*.

**2D** Abbreviation for *two-dimensional*. No hyphen in the abbreviation.

**3D** Abbreviation for *three-dimensional*. No hyphen in the abbreviation.

**3.5** Not *3-1/2* when you refer to 3.5-inch disks.

**8-pin minicircular connector** Note hyphenation. Use a numeral (don't spell out *eight*). After first mention, the shorter *minicircular connector* is fine.

Avoid in user documentation—describe the connector by its size and shape, by its icon, or in another way appropriate to the context, because it may have fewer than eight pins. See also **connector**.

**10Base-T** Preferred in user documentation, although *10BASE-T* is also correct. See also **100Base-T (Fast Ethernet)**, **1000Base-T (Gigabit Ethernet)**.

**56K modem** The generic name for any modem that can achieve download speeds of up to 56 kbit/s. See also **V.90**, **V.92**.

**100Base-T (Fast Ethernet)**, **1000Base-T (Gigabit Ethernet)** Preferred in user documentation, although *100BASE-T* or *1000BASE-T* is also correct. See also **10Base-T; Fast Ethernet; Gigabit Ethernet**.

**802.11 wireless networking standard** Use lowercase. The original AirPort is based on the 802.11b standard; AirPort Extreme and AirPort Express are based on the 802.11g standard. Pronounced “eight oh two dot eleven.”

## A

**AAC** Abbreviation for *Advanced Audio Coding*, an industry-standard audio compression format.

**abbreviations and acronyms** An acronym is a pronounceable word formed from the initial letter or letters of major parts of a compound term. An abbreviation is usually formed in the same way but is not pronounced as a word. Abbreviations are often lowercase or a mix of lowercase and uppercase. Acronyms are almost always all caps, regardless of the capitalization style of the spelled-out form.

*Abbreviation:* mph—for *miles per hour*; MB/s—for *megabytes per second*

*Acronym:* ROM—for *read-only memory*

Consider including acronyms and abbreviations in a glossary.

- *When to spell out:* In most cases, spell out an abbreviation or acronym on its first occurrence in a chapter. In help documents for which there are no print counterparts, spell out the term at its first appearance on a page.
- *Industry-standard and technical terms:* For industry-standard and technical terms, it’s OK to use just the abbreviation or acronym, without spelling out the term on first occurrence. When you spell out a term, put the definition first, with the abbreviation or acronym in parentheses.

Internet service provider (ISP)

- *File types:* Use all caps for abbreviations of file types.

a JPEG file, an AIFF file, the MP3 file

Filename extensions, which indicate the file type, should be in lowercase.

.jpg, .aif, .mp3

- *Pronunciation:* Provide a pronunciation key for an acronym if you think the pronunciation is not self-evident and if you think the reader may not know how to pronounce the term.

WYSIWYG (pronounced “WIZ-zee-wig”)

See also **pronunciation**.

- *Punctuation:* Don’t use periods except in abbreviations for customary (nonmetric) units of measure and in the abbreviations *U.S.*, *a.m.*, and *p.m.*
- *Plural:* Don’t add an apostrophe before the *s* when you form the plural of an abbreviation.

CDs, ICs, ISPs



- *Latin*: Avoid using Latin abbreviations.

*Correct*: for example, and others, and so on, and that is, or equivalent phrases

*Incorrect*: e.g. (for example), et al. (and others), etc. (and so on), i.e. (that is)

- *Units of measure*: For detailed usage guidelines for units of measure, and for a list of abbreviations and symbols, see Chapter 2, “Units of Measure,” on page 167.

**able (suffix)** When you add *able* to a word ending in *e*, drop the *e* unless the word ends with a soft *c* or a soft *g*.

browsable, deletable, sharable, sizable

changeable, pronounceable, purgeable, serviceable

**abort** Avoid in user documentation. Compare **exit; halt; interrupt; quit; stop**.

**above** You can use *above* to describe an element or section of an onscreen document that cannot be paged through (such as a single webpage).

Don't use *above* in print documents; instead, use one of these styles:

- *Earlier chapter*: Use the chapter name and number.

To learn how to create movies, see Chapter 4, “Composing Movies.”

- *Earlier section*: Use the section name followed by the page number.

For more information, see “Printing” on page 154. [Apple Product Documentation and User Publications use this style.]

- *Earlier figure, table, or code listing*: Use the number of the element followed by the page number.

For a summary of slot and drive numbers, see Table 1-2 (page 36).

[Technical Publications uses this style for references to a figure, table, or code listing at a distance. If the element is immediately above, the page number is omitted.]

See also **below; earlier, later**.

**AC** Abbreviation for *alternating current*. Spell out on first occurrence.

**Accelerated Graphics Port** See **AGP**.

**access (n., v.)** It's OK to use *access* as a verb when you cannot be more specific. Even in developer documents, consider more precise terms, such as *log in to*.

*Avoid*: Access the server using an administrator account.

*Preferable*: Log in to the server using an administrator account.

*Avoid*: You can access the Internet with your iBook.

*Preferable*: You can connect to the Internet with your iBook.

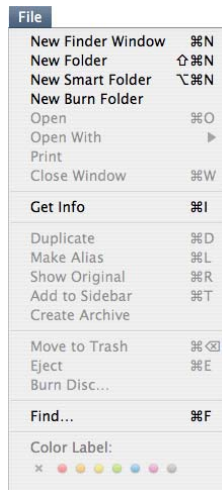
**ACGI** Abbreviation for *Asynchronous Common Gateway Interface*. Note capitalization; spell out on first occurrence.

**acronyms** See **abbreviations and acronyms**.

**action** A component of an Automator workflow. A workflow is an entire task. Each action is a specific part of the task (such as opening a new message in Mail). Note lowercase.

**action description** In Automator, the description of the selected workflow action. Note lowercase.

**Action pop-up menu** A pop-up menu labeled with a gear and a down arrow in the Finder and in applications such as Mail. Note capitalization.



**activate, deactivate** Avoid; instead use *turn on, turn off*.

**active** Use to refer to the application or window currently being used. Preferred to *in front*. See also **front, frontmost; in front**.

**adapter** Not *adaptor*, except in WebObjects documents (*adaptor* appears in the WebObjects software).

- *Types*: Types of adapters include the following:

ADC to DVI adapter, DVI to ADC adapter, DVI to VGA adapter, mini-DVI to VGA adapter, AC adapter or power adapter, S-video to composite adapter

- *Capitalization*: Capitalize names of adapters that are sold separately:

ADC to DVI Adapter, DVI to Video Adapter, Apple DVI to ADC Adapter, Apple iPod Power Adapter, Apple Mini-DVI to DVI Adapter, Apple Mini-DVI to VGA Adapter, Apple Mini-DVI to Video Adapter, Apple Portable Power Adapter, Apple VGA Display Adapter, Apple Video Adapter

**ADC** Abbreviation for *Apple Display Connector*. A single cable and connector that carries USB signals, power, and video from the computer to the display. Spell out on first occurrence. See also **display cable**; **display port**.

**address** Can refer either to an Internet address or to the location in the computer's memory where a piece of information is stored. OK to use just *address* for either, as long as the context is clear. See also **email addresses**; **Internet addresses**; **memory address**, **memory location**.

**Address Book** The contacts application in Mac OS X; also a Dashboard widget. Don't precede with *the*.

Capitalize only when you refer to the Address Book application or the Dashboard widget. Use lowercase to refer to the user's collection of contacts in Address Book or to a generic address book application or feature (such as the address book on a mobile phone).

**addresses (mailing)** Use the following forms for addresses.

- *Apple corporate address*: If you include the Apple phone number, corporate address, and URL, use this form:

Apple [not *Apple Computer, Inc.*]  
1 Infinite Loop  
Cupertino, CA 95014 USA  
408-996-1010  
www.apple.com

- *Specific Apple mailing addresses*:

Department Name  
Apple  
1 Infinite Loop, MS xx-xx  
Cupertino, CA 95014 USA

- *Fax and email:* Elements such as fax numbers and email addresses can be included in Apple mailing addresses. Place the elements below the phone number using the following format:

*Fax:* 408-123-1234

*Email:* appleci@apple.com

- *Other addresses:* For other addresses, spell out elements such as *Avenue, Drive, Road, Street,* and *Suite*. It's OK to abbreviate *Blvd.* and *Bldg.* Use the format shown in the preceding examples for city and state, phone numbers, fax numbers, and email addresses. Use two-letter abbreviations for state names (see *The Chicago Manual of Style*).

**administrator (n.)** A person who has administrative authority for networks, servers, databases, or other information technology assets. Don't shorten to *admin*.

To maintain the distinction between professional administrators and Mac OS X users with administrator accounts, avoid using the noun *administrator* by itself to describe a person who has an administrator account in Mac OS X. Instead, say *an admin user* or a *user with an administrator account*—typically, the owner (or owners) of a particular Macintosh computer.

*Correct:* To obtain a static IP address for your computer, contact your network administrator.

*Correct:* You must have an administrator account to install software.

*Incorrect:* You must be an administrator to install software.

See also **administrator, admin; System Administrator**.

**administrator (adj.), admin (adj.)** Use in Mac OS X to describe the primary account (or accounts) that can create other accounts, set access privileges, install software, and make systemwide settings. Use lowercase for *admin*, except when you refer to a specific label in the user interface. For clarity, use the full form in phrases like *administrator account* and *administrator password*, but avoid *administrator user* in favor of the less awkward but more casual *admin user*.

*Correct:* Log in as an admin user to install software.

*Correct:* Log in with an administrator account to install software.

*Incorrect:* Log in with an administrator's account to install software.

An *administrator computer* is a computer with Mac OS X or Mac OS X Server that you use to manage remote servers.

See also **administrator; standard user; System Administrator**.

**AFP** Abbreviation for *Apple Filing Protocol*. Note capitalization; spell out on first occurrence.

**afterward** Not *afterwards*.

**AGP** Abbreviation for *Accelerated Graphics Port*. An industry-standard graphics technology. Computers have AGP 2X, AGP 4X, AGP 8X, or AGP 8X Pro support. Don't use variations such as *AGP 4x*, *4X AGP*, or *4x AGP*.

**AirPort Base Station, AirPort Express Base Station, AirPort Extreme Base Station** Note capitalization. Use lowercase for *base station* if you don't use the full product name.

*Correct:* The AirPort Extreme Base Station is an Apple product.

*Correct:* Avoid placing the base station near sources of interference.

*Incorrect:* Avoid placing the Base Station near sources of interference.

**AirPort Card, AirPort Extreme Card** Note capitalization. Use lowercase for *card* if you don't use the full product name.

**alert (n., adj.)** Refers generically to a signal, either visual (a dialog) or auditory (a beep), that calls the user's attention to an unusual situation. Visual alerts, such as the one shown here, provide messages about error conditions or warn users about potentially hazardous situations or actions.



In user documentation, you can use *alert sound* or *alert message* to describe generic alerts.

You hear a sound (called *the alert sound*) when the computer needs your attention.

An alert message appears if a problem occurs during the installation.

In specific situations, however, avoid the word *alert* if you can simply describe what the user sees or hears.

A message appears when the installation is finished.

A message asks you to insert Install Disc 2.

**alias** Note lowercase. Use *for* with *alias* (not *of* or *to*).

The alias for the selected file is on the desktop.

You can also use *file alias* or *folder alias*. In developer documentation, the object that the alias represents is called its *target*. In user documentation, the object is called *the original item*. Don't use *aliased*.

**alignment** Use instead of *justification* to refer to the horizontal placement of lines of text with respect to the left and right edges of the margin. Alignment can be flush left, flush right, centered, or justified (that is, flush on both the left and right margins). Compare **justification**.

**all-in-one** Refers to computers with built-in displays, such as eMac and iMac computers. Also refers to products that combine functions such as printing, faxing, scanning, and copying.

**allow** Avoid using *allow* when you can restructure a sentence to make the reader the subject.

*Weak:* FileMaker Pro allows you to create a database.

*Preferable:* You can create a database with FileMaker Pro.

See also **disable, disabled; enable, enabled; let.**

**alphabetic** Not *alphabetical*, except when you refer specifically to alphabetical order. (Exception to *American Heritage*.)

**alphabetization** Alphabetize letter by letter, not word by word.

program disk

programmer

program selector

Place numbers at the beginning of an alphabetized text list (see page 7 of this guide for an example), and list the numbers in numerical order.

**alphanumeric** One word.

**alternate** Don't use when you mean *alternative*.

As an alternative to *fsck*, you can use Disk Utility to check the disk for errors.

**alternating current** See **AC**.

**AltiVec** Don't use when you mean *Velocity Engine*; OK to say that the Velocity Engine is based on AltiVec technology.

**Alt key** Don't use, except when you give instructions for Windows users. For Macintosh users, use *Option key*.

**a.m.** Note lowercase and periods: *8:30 a.m.* Use a space before the abbreviation.

**America, American** Refers to both North and South America. Don't use when you mean *United States*. See also **U.S.**

**American National Standards Institute** See **ANSI**.

**ampersand** Use the ampersand character (&) in text only when you describe a command name, an onscreen element, or a document or disc title that uses the character.

**and/or** Rewrite to avoid this construction.

*Correct:* document and application icons

*Avoid:* document and/or application icons

**angle brackets** Use *angle brackets*, not *brackets*, to describe these symbols: < >.

Use *left angle bracket* and *right angle bracket* when you need to distinguish between opening and closing brackets.

You can also use *less-than sign* and *greater-than sign* for these symbols if appropriate in the context. See also **braces; brackets; menus**. Compare **greater-than sign; less-than sign**.

**anonymous FTP** Note lowercase *a*. See also **FTP**.

**ANSI** Abbreviation for *American National Standards Institute*. Note capitalization.

**antenna, antennas** Not *antennae* in relation to wireless products.

**anti (prefix)** Close up except before *i*, a proper noun, or a proper adjective. (Hyphenate in those cases.) Exception: *anti-alias*.

**anti-aliasing (n., adj.), anti-aliased (adj.)** Note hyphenation. Avoid using *anti-alias* as a verb.

*Correct:* Anti-aliasing is used in 2D graphics to smooth and soften jagged (or aliased) edges.

*Correct:* Many renderers support anti-aliasing techniques.

*Correct:* Apple Type Services produces anti-aliased glyph images.

*Avoid:* When you anti-alias icons, don't add pixels or shadows to the outline shape of color icons.

*Preferred:* When using anti-aliasing for icons, don't add pixels or shadows to the outline shape of color icons.

**Aperture** A professional-level application for importing, organizing, editing, and publishing digital photos.

**API** Abbreviation for *application programming interface* (not *application program interface*). Note lowercase.

**apostrophes** Use the curly apostrophe (Option-Shift-') except in code font. Check your department's guidelines for usage with HTML. See also **plurals; possessives; quotation marks**.

**appear** Use *appear*, not *display*, to refer to the appearance of items on the screen.

The Print dialog appears.

When possible, avoid stating that the item appears (the user can see the item on the screen), or include the item in instructions.

In the Print dialog, choose Layout from the pop-up menu.

**appendix** Use appendixes for background information and other supplementary material that does not contribute directly to the main subject of the document. In user manuals, technical information should go in an appendix.

- *Letters:* Appendixes are lettered: *Appendix A*, *Appendix B*, and so on.
- *Part title:* An appendix part title may precede the first appendix and includes only the word *Appendixes*.

When a document has only one appendix, it should be titled *Appendix*, not *Appendix A*. Cross-references to a single appendix should refer to *the appendix*.

**appendixes** Not *appendices*.

**Apple Authorized Reseller** Note capitalization. Use the full term unless many references are required; in that case you can shorten to *reseller*.

**Apple Authorized Service Provider** Note capitalization. Use the full term unless many references are required; in that case you can shorten to *service provider*.

**AppleCare** Apple service and support programs and products. Note capitalization.

**Apple Display Connector** See ADC.

**Apple event** Two words; note capitalization. Capitalize the names of Apple events (but not the word *event*): *Open Application event*, *Quit Application event*, *Open Documents event*, *Print Documents event*, and so on.

**Apple Filing Protocol** See AFP.

**Apple key** Don't use. The key with the Apple logo (🍏) is the *Command key*. See also **Command key**.

**Apple Loops** An open-standard file format for audio loops and sound effects; also refers to the audio and effects files. Always plural; not *an Apple Loop*.

**Apple (🍏) menu** When you refer to the Apple menu in user documentation, use both the word *Apple* and the symbol (🍏) on first occurrence.

The Apple (🍏) menu contains commands for shutting down your computer. Thereafter, use the phrase *Apple menu* without the symbol. Don't use the 🍏 symbol without the word *Apple* when you refer to the Apple menu. Consult your department's guidelines for treatment of the symbol in HTML.



**Apple Remote** Note capitalization. OK to shorten to *the remote* after using the full name.

**Apple Remote Desktop** An application for managing networked Mac OS X–based computers. Note capitalization.

**AppleScript** Mac OS X scripting software. AppleScript is used to create a *script* or *scripts*, not an *AppleScript* or *AppleScripts*. Don't use terms such as *AppleScriptable* or *AppleScripting*.

**Apple Store** The name of Apple online and retail stores. Note capitalization.

Use *Apple Store* when possible. If you need to be more specific, use one of these variations:

online Apple Store, Apple Store online, retail Apple Store,  
retail Apple store location

Don't use the following variations:

Apple store, Apple Online Store, Online Apple Store, Retail Apple Store

Educators can purchase from the *Apple Store for Education*. Business customers can purchase from the *Apple Store for Business*.

Use a comma before and after store locations: *the Apple Store, Valley Fair, in Santa Clara*. Products are available *at, from, in, or through* (not *on*) the Apple Store.

The Apple Store has everything you need for your new Macintosh computer. Visit the online Apple Store or stop by an Apple Store in your area.

iPod is available through the Apple Store (<http://www.apple.com>), Apple retail stores, and Apple Authorized Resellers.

**applet** Can be any small application, but usually refers to a piece of code that is attached to an HTML document on the World Wide Web.

**AppleTalk** Refers to an overall network system and any software that uses it, including the resources you turn on and off in Network preferences.

The following terms are appropriate uses of the word *AppleTalk*:

AppleTalk developer, AppleTalk identification number, AppleTalk network  
Shared devices used over an AppleTalk network, such as a shared printer, can be called *AppleTalk services*.

See also **Ethernet**.

**Apple USB Modem** An external modem used for dial-up Internet connections. Note capitalization.

**AppleWorks** An integrated word-processing, spreadsheet, database, presentation, painting, and drawing application. Note capitalization.

**application** A computer program that performs a specific task, such as word processing, database management, and so on. Don't use *app* or *apps*. The terms *application*, *program*, and *software* can all be used to refer to this type of program.

**Application Chooser menu** In VoiceOver, a menu for navigating among open applications. The menu appears when the user presses Option-Control-F1 twice.

**application menu** In Mac OS X, the application menu is the menu to the right of the Apple menu. It shows the application name in boldface.

You don't need to include the word *application* when you refer to a specific application menu.

Commands for hiding Mail and for showing and hiding other applications are in the Mail menu.

**Application menu (Classic)** In Mac OS 9, use this name (note capitalization) for the menu at the far-right side of the menu bar, even though the name does not appear in the menu bar.

**application names** Follow the style of the software itself for capitalization and spaces—for example, *TextEdit*, *Image Capture*, *DigitalColor Meter*, *iPhoto*. In general, don't use *the* with application names.

*Correct:* Open QuickTime Player.

*Incorrect:* Open the QuickTime Player.

**application programming interface** See **API**.

**Applications folder** The folder located at the top level of the hard disk and accessible to all users of a computer. The Applications folder for an individual user (located in the user's home folder) is *your Applications folder* or *a user's Applications folder*.

**application software** Not *applications software*. Use *application software* when you compare application software to other software, such as system software. Use *application*, *program*, or *software* when you refer to a single program or type of program.

**application-specific integrated circuit** See **ASIC**.

**Aqua user interface** Note capitalization.

**Arabic (adj.)** Always capitalized when you refer to numerals. See also **Roman, roman**.

**armband** One word.

**arrow** In user documentation, use *pointer* in general references. Use *arrow* or *arrow pointer* when you are comparing different types of pointers and want to describe this type of pointer:



When you click the Text tool, the pointer becomes an I-beam.

Click the Selection tool to display the arrow pointer.

*Cursor* (as in *the VoiceOver cursor*) may be appropriate when you describe other interfaces and in developer documentation.

See also **cursor; insertion point; pointer**.

**arrowhead** One word. Don't use when you mean the *tip of the arrow pointer*.

**arrow keys** Use lowercase in general references. Don't use *direction keys*.

Capitalize the name of each arrow key.

Use the arrow keys to move the insertion point from cell to cell.

Press the Left Arrow key.

**ASCII** Acronym for *American Standard Code for Information Interchange*. Note capitalization.

**ASIC** Acronym for *application-specific integrated circuit*. Note hyphen in spelled-out version.

**aspect ratio** Use a colon in aspect ratios: *4:3*, *16:9*.

**assembler** Don't use *assembler* when you mean *assembly language*.

**assembly language (n.), assembly-language (adj.)** Not *assembler language*. Note hyphenation of adjective.

**Assistant** Capitalize, and don't use *the*, when the word is part of a full name.

Use Airport Setup Assistant to . . .

Use lowercase when you use the term by itself or generically.

Use the assistant to . . .

You can use assistants to . . .

**assure** Don't use when you mean *ensure*. *Assure* means to state positively, as to remove doubt. Compare **ensure**, **insure**.

**Asynchronous Common Gateway Interface** See **ACGI**.

**asynchronous progress indicator** In developer documentation, the progress indicator that looks like a spinning gear. In user documentation, use *progress indicator* and describe what it looks like.

*Developer documentation:* Don't use the asynchronous progress indicator for processes that start out indeterminate but could become determinate.

*User documentation:* You see a progress indicator (looks like a spinning gear).

**attach** Don't use to mean *connect* (as in *Connect the USB device to your computer*).

**audio** Close up the following words beginning with *audio*:

audiobook, audiocassette, audioconference, audiotape, audiovisual

Don't use a hyphen in compound adjectives that include *audio*: *audio editing program*.

**audio CD** Not *CD audio disc*.

**audio input port** Note lowercase; no hyphen. Not *audio-in port* or *Audio In port*. The port that connects the computer to RCA-type output ports of video or audio equipment. Compare **sound input port**.

**audio output port** Note lowercase; no hyphen. Not *audio-out port* or *Audio Out port*. The port that connects the computer to RCA-type input ports of video or audio equipment. Compare **sound output port**.

**auto (prefix)** Close up in words beginning with a consonant.

autoconfiguration, autoplay, autosave, autosensing, autosync,  
auto-answer, auto-update

**Automator** Automation assistant first included in Mac OS X v10.4. Automator produces workflows made up of tasks. Note capitalization.

**autoplay, Autoplay** The feature is lowercase; the button name is capitalized.

## B

**back end (n.), back-end (adj.)** Note hyphenation of adjective.

**backlight, backlit** One word.

**back panel** Two words.

**backside cache** A kind of level 2 cache. Backside cache operations are faster than those of other level 2 caches. Also OK to use *backside level 2 cache*. See also **level 2 cache, level 3 cache**.

**backslash ( \ )** Use to describe this character: \. See also **slash ( / )**.

**backspace (n., v., adj.)** One word.

**Backspace key** A key on Windows keyboards that is equivalent to the Delete key on a Macintosh keyboard. Note capitalization.

**backup (n., adj.), back up (v.)** One word except as a verb; no hyphen. The software included with .Mac membership is called *Backup*.

**backward (adv.)** Not *backwards* when you refer to direction. But in certain other contexts, such as putting a card in backwards, it's OK to use *backwards*.

**backward compatibility** Not *backwards compatibility*.

**backward-compatible (adj.)** Note hyphenation.

**balloon (Classic)** Use lowercase when you refer to an individual balloon in Balloon Help. Not *bubble*, *text balloon*, or *speech balloon*. See also **help tags**.

**Balloon Help (Classic)** Note capitalization.

**bandwidth** One word.

**batteries** Describe batteries in terms of the number required, size, and type.

- *Description:* Include only the appropriate information.

lithium-ion battery, lithium polymer battery

eight AAA alkaline batteries

one AA rechargeable nickel-cadmium battery

two nickel-metal-hydride batteries

- *Abbreviations:* Abbreviate the battery type only if space is limited. Abbreviations include the following:

NiCd (nickel-cadmium)

Li (lithium), Li-ion (lithium-ion)

NiMH (nickel-metal-hydride)

**bay** An opening in the computer in which a battery or peripheral device can be installed. Use a more specific name when appropriate: *drive bay*, *storage bay*, or *expansion bay*.

**because** See **since**, **because**.

**below** You can use *below* to describe a later element or section of a single-page onscreen document, such as a single webpage or help page.

In print documents, you can use *below* for an element such as a table or figure that immediately follows a paragraph if the element doesn't have an element number. Otherwise, use one of the following styles.

- *Later chapter*: Use the chapter name and number.

To learn how to create movies, see Chapter 4, "Composing Movies."

- *Later section*: Use the section name followed by the page number.

For more information, see "Printing" on page 154.

[Apple Product Documentation and User Publications use this style.]

- *Later figure, table, code listing*: Use the number of the element followed by the page number.

For a summary of slot and drive numbers, see Table 1-2 (page 36).

[Technical Publications uses this style when referring to a figure, table, or code listing at a distance. If the element is immediately below, the page number is omitted.]

See also **above**; **earlier**, **later**.

**bibliography** If you have relied on published sources other than Apple documents in writing a document, you should credit those sources in a bibliography.

You can also use a bibliography to provide suggestions for further reading. In complex documentation, you can place a topic-specific bibliography at the end of a chapter, rather than as part of the back matter.

**bibliography entries** Follow these guidelines for entries:

- *Author's name*: In each entry, invert the first author's name (last name first, with a comma both before and after the first name or names).
- *Titles*: Italicize book and periodical titles. Enclose article titles in quotation marks.

*Article*: Harrison, Claire. "Visual Social Semiotics: How Still Images Make Meaning." *Technical Communication*, February 2003, 46–60.

- *Edition numbers*: When you refer to an edition number, use lowercase and spell out both the ordinal number and the word *edition*.

*Technical Introduction to the Macintosh Family*, second edition

- *Publisher's location*: Don't give the name of the state or country when the place of publication is a well-known city. If you need to provide a state name, use the correct postal abbreviation, given in *The Chicago Manual of Style*.

*Book*: Norman, Donald A., and David E. Rumelhart. *Explorations in Cognition*. San Francisco: W. H. Freeman, 1975.

For more rules on bibliographic citation, refer to *The Chicago Manual of Style*.

**bidirectional (adj.)** Use to refer to a script system in which text is generally flush right and most characters are written from right to left, but some text is written from left to right as well. Arabic and Hebrew are the only bidirectional script systems in widespread use. Compare **mixed-directional**.

**bit** Don't use when you mean *pixel* or *dot*.

**bitmap (n., v.), bitmapped (adj.), bitmapping (n.)** One word in all forms. You can use either *bitmap font* or *bitmapped font*, but be consistent.

**bit rate** Two words.

**bit/s** Abbreviation for *bits per second*. Spell out on first occurrence.

**bits per second** See **bit/s**.

**black-and-white (adj.), black and white (pred. adj.)** Note hyphenation.

You can change a color picture to a black-and-white picture.

With iPhoto, you can change a picture to black and white.

For displays, *monochrome* is usually more appropriate because it encompasses amber and black, green and black, and so on.

**blank character** Don't use; use *space character*.

**blinking** Use to describe the insertion point. Don't use *flashing* for this purpose.

**blog (n., v.)** Short for *weblog*. A blog is a webpage that serves as a person's publicly accessible personal journal.

**Blue appearance** Note capitalization. An appearance available in Mac OS X.

**Bluetooth** Note capitalization. Don't use *Bluetooth* as a noun.

*Correct:* If your computer did not come with an internal Bluetooth module, you can have one installed by an Apple Authorized Service Provider.

*Correct:* Your computer can connect to and transfer information to devices that use Bluetooth wireless technology.

*Incorrect:* Your computer can connect to devices that use Bluetooth.

Don't use a hyphen with *Bluetooth*.

*Correct:* Bluetooth enabled device

*Incorrect:* Bluetooth-enabled device

**Blu-ray** Note hyphenation and capitalization. A high-capacity optical disc format using blue-violet lasers, also referred to as *Blu-ray Disc (BD)*. The discs can be used to store data or video.

**board** Don't use when you mean *card*. A *board* is built in; a *card* can be removed by the user. Compare **card**.

**bomb** Don't use as a verb; use *not responding* or *stops responding*. OK to use as an adjective, as in *the bomb icon*.

**Bonjour** Apple technology for the automatic discovery of and connection to computers, peripherals, and services on IP networks. Note capitalization.

**bookmark (n., v.)** One word.

**Boolean (adj.)** Note capitalization.

**boot** Don't use for *start up* or *switch on* except in developer or server documentation. In documentation written for new users, however, you may want to mention the term *boot* or include it in the glossary because users may see the term elsewhere.

**boot chime** Don't use for the chord heard during a successful startup sequence. Use *startup sound*.

**boot disk** Don't use except in developer or server documentation. Instead, use *startup disk*.

**bottommost** One word; no hyphen.

**box** Don't use *dialog box*; use *dialog*. See also **dialog**.

**bps** Don't use as the abbreviation for *bits per second*. Use *bit/s*.

**braces ( { } )** Not *curly brackets*.

When you need to distinguish between the opening and closing braces, use *left brace* and *right brace*.

**brackets ( [ ] )** Not *square brackets*. Don't use *brackets* when you mean *angle brackets* (< >).

When you need to distinguish between the opening and closing brackets, use *left bracket* and *right bracket*.

**bridge** Don't use interchangeably with *router*. See also **router**.

**browsable** Not *browseable*.

**browse (v.)** It's OK to use *browse* as either a transitive verb (*browse the web*) or an intransitive verb (*browse through a website*).

**browser, Internet browser, web browser** Use lowercase for *browser* when referring to an application used to gain access to the World Wide Web and other Internet and intranet services. See also **Media Browser**.

**bug** Avoid; use *problem*, *condition*, *issue*, or *situation* instead.



**build-to-order** Not *built-to-order*. Use lowercase and hyphenation. Always use as an adjective (*your build-to-order computer*). Don't abbreviate as *BTO*.

**built-in (adj.), built in (pred. adj.), built into (pred. adj.)** In headings, don't capitalize *in* (exception to the rule of capitalizing the second word of a hyphenated compound).

Opening the Built-in DVD Drive [heading]

The dialog shows the name of the disc in the built-in drive.

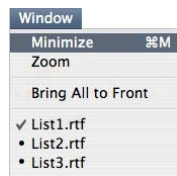
The DVD drive is built in.

The internal modem is built into the computer.

**built-in disk drive** You can use either *built-in disk drive* or *internal disk drive*.

**built-in graphics card** Use to describe graphics cards that are installed at the factory. Don't use *onboard graphics card*.

**bullet** Use *bullet* for the character that precedes an item in a list. Use also for the symbol in a Window menu that appears next to a document with unsaved changes.



See also **dot**.

**bundle, bundled** Refers to a collection of products or to products included with a computer. It's preferable to use a term such as *included* or *comes with*. Don't use *prebundled*.

In developer documentation, a *bundle* is also a special type of directory that stores the code of applications and plug-ins in a file package that appears as a single file in the Finder.

**burn** You burn files *on* a disc or *to* a disc, but not *onto* a disc. You can also *burn a disc*.

Use iPhoto to burn your photos on a CD.

Select the playlists you want to burn to a CD.

If you have a SuperDrive, you can burn DVDs.

See also **write**.

**bus, buses** Note spelling of plural. In documentation for audio technology, you can use *busses* for the plural, but be consistent in all documentation for a particular product.

**bus-powered, self-powered** In user documentation, try to avoid when indicating whether devices draw power from a power cord or from another USB device. When possible, describe the device; don't give it a label.

*Correct:* A device that plugs into an electrical outlet

*Incorrect:* A self-powered device

*Correct:* A device that gets its power from another USB device

*Incorrect:* A bus-powered device

**button** Buttons always initiate an action when clicked or pressed. You *click* an onscreen button; you *press* a mechanical button.

Click the Save As PDF button.

Press the Reset button.

- *Types of buttons:* The following screen shot shows two kinds of onscreen buttons—standard buttons and radio buttons.



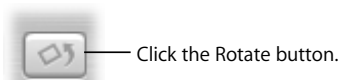
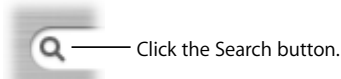
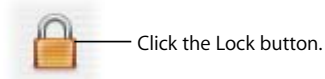
- *Button names:* Write the names of buttons exactly as they appear onscreen. If the button's name uses sentence-style capitalization, enclose the name in quotation marks.

Click Cancel.

Click the "Position on screen" button.

- *Button descriptions:* In a dialog, the default button has color and pulses, but avoid characterizing the button as *blue*; call it *the default button*. Buttons *have color* or *don't have color*; don't refer to buttons as *clear*.

- *Unlabeled buttons*: If a button does not have a label (and there is no established name for the button), consult your editor to determine what to call it. Capitalize the name of the button.



- *Buttons and icons*: If an element in the user interface looks like a button (appears three-dimensional) and acts like a button (causes something to happen when clicked), always call it a *button* (don't call it an *icon*). For example, the following interface elements look and act like buttons:



- *Icons that act like buttons*: If an element in the user interface looks like an icon (displays a picture and does not appear three-dimensional) but acts like a button (causes something to happen when clicked), you can call it either a *button* or an *icon*. See also **checkbox**; **click**; **icon**; **radio button**.

## C

**cable** Use *cable* to describe what physically connects two pieces of hardware. Don't use *cabling* even when you mean cable collectively; use *cables*. Compare **cord**.

**cache (n., v.), cached (v., adj.), caching (n., v.)** Note spelling. See also **backside cache**; **level 2 cache**; **level 3 cache**; **RAM cache**.

**Calculator** The calculator application in Mac OS X; also a Dashboard widget. Note capitalization. Don't precede with *the*.

**calendar** When you need to refer to a specific type of calendar, use *Gregorian calendar* to refer to the calendar used in Europe and the Western Hemisphere. Use *Islamic calendar* to refer to the lunar calendar used in predominantly Muslim countries. Other calendar names are *Buddhist*, *Hebrew*, and *Japanese*.

**callback** (n., adj.) No hyphen.

**callouts** Use a callout (a short text label with a line that points to part of a figure) when you need to identify something within a figure. A thin line without an arrowhead, known as a *leader line*, connects the callout to what it identifies within the figure.

- *Simplicity*: Use callouts freely when they are really necessary, but keep in mind that too many callouts can be distracting to the reader. Keep callouts brief, both for clarity and for an uncluttered look.
- *Capitalization and punctuation*: Use sentence-style capitalization. Use a period for a complete sentence and no ending punctuation for a sentence fragment. It's OK to have a mixture of complete sentences and phrases in one illustration.

**can, may** Use *can* to express the capacity to do something; use *may* to express permission.

You can log in to your account from another computer.

You may borrow my iPod if you return it tomorrow.

**Cancel button** In a dialog, the button the user clicks when he or she doesn't want to proceed with a particular action. Note capitalization.

**canceled, canceling** Not *cancelled, cancelling*.

**capability** If possible, avoid *capability* when you discuss features of software or hardware. Reword in terms of what the user can do with the feature.

*Correct*: With iPhoto, you can create slideshows.

*Incorrect*: iPhoto has the capability to create slideshows.

**capitalization** Three styles of capitalization are available: all caps, title style, and sentence style.

- *All caps*: THIS LINE PROVIDES AN EXAMPLE OF ALL CAPS.  
Don't use all caps for emphasis.
- *Title-style capitalization*: This Line Provides an Example of Title-Style Capitalization.
- *Sentence-style capitalization*: This line provides an example of sentence-style capitalization.

See also **capitalization (sentence style)**; **capitalization (title style)**.

**capitalization (sentence style)** Follow these guidelines for sentence-style capitalization.

- *What to capitalize:* When you use sentence-style capitalization, capitalize the first letter of the first word, as well as the first letter of any proper nouns and proper adjectives.
- *Where to use:* Use sentence-style capitalization for callouts and other text in figures, table column headings, and overview steps (Apple Product Documentation and User Publications).
- *Cross-references:* Capitalization in cross-references to section heads should match that in the section heads. For example, if the section head is sentence style, the cross-reference to it should be sentence style.

**capitalization (title style)** Use title-style capitalization for book titles, part titles, chapter titles, section titles (text heads), disc titles, running footers that use chapter titles, and cross-references to such titles.

- *References to specific book elements:* In cross-references to a specific appendix or chapter, capitalize the word *Appendix* or *Chapter* (exception to *The Chicago Manual of Style*). When you refer to appendixes or chapters in general, don't capitalize the word *appendix* or *chapter*.

See Chapter 2, "QuickTime on the Internet."

See Appendix B for a list of specifications.

See the appendix for specifications.

- *References to untitled sections:* In cross-references to sections that never take a title (glossary, index, table of contents, and so on), don't capitalize the name of the section.
- *What to capitalize:* Follow these rules when you use title-style capitalization.

Capitalize every word except:

- Articles (*a, an, the*)
- Coordinating conjunctions (*and, but, or, nor, for, yet, and so*)
- The word *to* in infinitives (*How to Start Your Printer*)
- The word *as*, regardless of the part of speech
- Prepositions of four letters or fewer (*at, by, for, from, in, into, of, off, on, onto, out, over, to, up, and with*) except when the word is part of a verb phrase or is used as another part of speech (such as an adverb, adjective, noun, or verb).

Starting Up the Computer

Logging In to the Server

Getting Started with Your PowerBook

Capitalize:

- The first and last word, regardless of the part of speech

For New Mac OS X Users

What the Finder Is For

- The second word in a hyphenated compound

*Correct:* High-Level Events, 32-Bit Addressing

*Incorrect:* High-level Events, 32-bit Addressing

*Exceptions:* Built-in, Plug-in

- The words *Are, If, Is, It, Than, That, and This*

**Caps Lock key** Not *Shift Lock*. Note capitalization.

**Carbon application** An application written and compiled using the Carbon specification (Universal Interfaces 3.3.2 or later). Don't use *Carbonized*; instead use something like *an application updated for Carbon*. Use the term *Carbon* only in developer documentation.

**card** Refers to a removable circuit board that is installed in a slot. Compare **board**. See also **interface card; PCI, PCI-X; peripheral card**.

**card names** Capitalize the word *card* in a card name only if it is part of the name (for example, *AirPort Extreme Card*). For generic names, don't capitalize any part of the card name (for example, *an internal modem card*).

**caret** In developer documentation, use *caret* for the blinking bar that marks the insertion point. In user documentation, the blinking bar is the *insertion point*.

Don't use *caret* when you mean *circumflex*. A circumflex (ˆ) is an accent used in French words, such as *être*.

**carriage return** See **CR**.

**catalog** Refers to a list of all files and folders stored on a volume. Don't use this term in user documentation.

**cathode-ray tube** See **CRT**.

**CD** Abbreviation for *compact disc*. CD technologies include the following:

CD-ROM (read only)

CD-R (recordable)

CD-RW (rewritable); not *CD-R/W* or *CD/RW*

- *Types*: Types of CDs include *audio CDs* or *music CDs*, *MP3 CDs*, and *data CDs*. Refer to the specific type of disc or drive or use the general term *CD*, depending on the context.
- *Usage*: Don't use *CD-ROM*, *CD-RW*, or *CD-R* as a noun; the term must modify another word, such as *drive* or *disc*. For the plural, don't use *CD-ROMs*, *CD-RWs*, and so on. Instead use *CD-ROM discs*, *CD-RW discs*, and so on, or simply *CDs*. Use *disc*, not *disk*, to refer to CD media.

See also **disc**.

**CD-ROM drive** Not *CD-ROM player*. When you include the drive speed, hyphenate the adjective form.

24x-speed CD-ROM drive [Don't leave out the x.]

**cell phone, cellular phone** Don't use; use *mobile phone*.

**central memory** Don't use; use *main memory*.

**central processing unit** See **CPU**.

**CGI** Abbreviation for *Common Gateway Interface*. Note capitalization; spell out on first occurrence. Use *CGI scripts* as the plural form on first occurrence. Thereafter, it's OK to use *CGIs*.

**chain** OK to use when you mean a series of USB devices connected together. See also **daisy chain**.

**chapter** Capitalize the word *chapter* in references to specific chapters (exception to *The Chicago Manual of Style*).

Chapter 5, "Expanding Your Computer"

Chapters 4 and 5

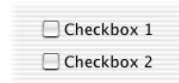
in the next chapter

Use title-style capitalization for chapter titles. For guidelines, see **capitalization (title style)**.

**character** Use in reference to what a key on the computer's keyboard stands for. Compare **symbol**.

**check** Don't use when you mean the action of clicking a checkbox to select an option. See also **checkbox**.

**checkbox** Refers to an onscreen box like the ones shown here. One word. Not *box* or *ballot box*.



You *click* a checkbox to select or deselect an option (you can use the complete phrase *click to select* or just *select*). You don't *check* or *uncheck* a checkbox. If the item is already selected, instructing the user to click deselects the item.

*Correct:* Select the checkbox labeled "Show displays in menu bar."

*Correct:* Deselect the option "Show displays in menu bar."

*Ambiguous:* Click the checkbox labeled "Show displays in menu bar."

See also **select**. Compare **radio button**.

**checkmark** One word. Use to refer to the X or check symbol in a checkbox.

**checksum** One word.

**chip** Use *integrated circuit* or *silicon chip* (with an explanation of the term) on first occurrence. Don't use *chip* when you mean *microprocessor* (*PowerPC microprocessor*, not *PowerPC chip*).

**chipset** A group of integrated circuits that are designed to function as a unit. One word.

**choose** Use *choose*, not *select*, for menu items. In general, the user *selects* something (such as a disk icon, a graphic image, or a section of text) and then *chooses* a command to act on the selection.

Choose File > New > Mail Message.

Choose QuickTime from the pop-up menu.

Choose Make Alias from the shortcut menu.

See also **menus**; **select**.

**Chooser (Classic)** The Mac OS 9 application for selecting devices on a network. Note capitalization.

**Cinema Tools** Tools for working with film and HD video. Note capitalization.

**circuit board** (n.) No hyphen.



**Classic application** An application originally created for Mac OS 9 (or earlier) that has not been rewritten for Mac OS X.

Don't use *Classic* as a noun.

*Correct:* You can use Classic applications in the Classic environment.

*Incorrect:* You can use the application in Classic.

**Classic Mac OS** Don't use; instead use *Mac OS 9 and earlier*. *Classic* describes applications, not the operating system.

**clean installation** Not *clean install*. Note lowercase. *You perform a clean installation; you don't do a clean install*. See also **install; installation**.

**click** Use *click* to describe the act of positioning the pointer on an object onscreen and briefly pressing and releasing the mouse button. Don't use *click on*. (You don't *click* the mouse button, you *press and release it*.) Because most users know what clicking is, you need to define it only in documentation designed for beginning users, such as tutorials.

*Icon:* To open the Mail application, click the Mail icon in the Dock.

*Button:* To show the toolbar, click the Toolbar button in the top-right corner of the window.

*Disc icon:* Click the disc icon, and then choose File > Make Alias.

*Unnamed elements:* In the photo viewing area, click the triangle next to the film roll you want to view.

See also **click in; press; select**.

**click and drag** Don't use. You either *click* or *drag*.

*Correct:* Drag the icon to the Trash.

*Incorrect:* Click and drag the icon to the Trash.

**click and hold** Don't use. *Click* means to press and quickly release the mouse button. Use *hold down* when you mean *press and hold down the mouse button*. See also **hold down; press**.

**click in** You *click in* a window or region, such as a scroll bar; you *click* other onscreen elements, such as icons and buttons. See also **click**.

**click on** Don't use; use *click*.

**Click Wheel** The combined iPod touch wheel and buttons. Not *Apple Click Wheel* or *touch wheel*. Note capitalization.

**clip art** Two words.

**Clipboard** Note capitalization. In developer documentation, it's OK to use *pasteboard* when you discuss the `NSPasteboard` class, but point out that users view the contents of the pasteboard in the Clipboard. In user documentation, use *Clipboard*, not *pasteboard*.

**close** Users *close* a window or a document. Don't refer to an icon as a *closed window*. See also **open**.

**close button** Note lowercase. In Mac OS X, refers to the leftmost button of the three window controls in the upper-left corner of the title bar.

In Mac OS 9, the equivalent item is called the *close box*.

**closed clamshell mode** Don't use. Use *when the computer is closed* or *when the display is closed*.

**CLUT** Acronym for *color lookup table*. Spell out on first occurrence. Note lowercase in spelled-out version; spell *lookup* as one word.

**co (prefix)** Close up except in a few words beginning with *o*: *co-op*, *co-owner*.

coexist, cooperate, coprocessor, coworker

**coax** Don't use when you mean *coaxial*.

**Cocoa application** An application written and compiled using the Cocoa frameworks. Use the term *Cocoa* only in developer documentation.

**codec** Short for *coder/decoder* or *compressor/decompressor*. Not *CODEC*.

- *Telecommunications*: A codec (*coder/decoder*) is a device for encoding and decoding signals. Modems and digital telephones use codecs to convert information between digital and analog signals.
- *Multimedia*: A codec (*compressor/decompressor*) is a method for compressing and decompressing data. For example, MP3 and H.264 are codecs that reduce the amount of information used to represent audio and video content, respectively.

**code file** Two words.

**code font** Code font is a fixed-width font (such as Courier) used for code.

- *Uses*: Use code font for the following:
  - Text the user is to type [Technical Publications uses this style. Other groups may use single or double quotation marks or italics for short words or phrases the user is to type. Consult your department's style guidelines.]
  - Code listings
  - Small pieces of sample code
  - Computer-language elements such as reserved words, literals, variables, and routines
  - Commands that appear in running text

- *Punctuation and spaces*: Style any punctuation following a word or phrase in code font as regular body font, unless the punctuation mark is part of the computer-language element represented or part of something the user is to type. Style the spaces that immediately precede or follow text in code font in regular body font. If the language with which you're working has a standard style of indentation, use it. If it doesn't have such a style, develop a logical style of your own and use it consistently. Develop a method of spacing around punctuation and use it consistently. It's often best to use standard spacing (one space between a punctuation mark and the next character).
- *Where not to use*: In user documentation, don't use code font for the following:
  - Part or chapter titles
  - Text headings
  - Cross-references to parts, chapters, or sections
  - Entries in the table of contents
  - Internet or web addresses
  - Figure captions or callouts
  - Names of files, folders, or directories
  - System or alert messages. If you quote a system or alert message exactly as it appears on the screen, use body font in quotation marks. If you paraphrase a message, use body font without quotation marks.

If your source clip is not as long as the duration between the sequence In and Out points, you'll see an "Insufficient content for edit" message.

When a message appears asking if you want to clear the keyboard layout, click Yes.

See also Chapter 4, "Technical Notation," on page 181.

**code names** Use exactly the same form for a product's code name throughout a document. (If the name is sometimes misspelled or otherwise treated inconsistently, a global search-and-replace operation is not possible.)

In final documentation, don't refer to a product by its code name unless marketing specifically decides to associate the code name with the product.

**cold start (n., v.), cold-start (adj.)** Not *coldstart*.

**colons** Avoid using colons in text heads. If you must use a colon in a head, capitalize the first word after the colon, regardless of its part of speech.

Setting Up: A Beginner's Guide

When possible, a colon in text (including a colon used before lists or steps) should be preceded by an independent clause (a complete thought, with both subject and verb).

Your Macintosh computer includes these storage devices:

- A hard disk drive
- An optional Zip drive in the expansion bay

It's OK for a colon to precede lists or steps even if it is preceded by only a partial thought (exception to *The Chicago Manual of Style*).

**To create a new document:**

- 1 Click the TextEdit icon in the Dock.
- 2 Choose File > New.

Your Macintosh computer includes:

- A hard disk drive
- An optional Zip drive in the expansion bay

See also **lists**.

**color lookup table** See **CLUT**.

**color picker** Avoid naming this feature in user documentation; instead, use a phrase such as *Choose a color in the dialog*.

**color pixels** Not *colored pixels*.

**colors** Colors include shades of gray, so you can use *colors* to refer to settings for both grayscale and color displays. On first mention of setting colors, say, for example:

You can set the number of colors (or shades of gray) displayed on the screen.

Thereafter, use *colors*.

**ColorSync** Color management software used by the Quartz graphic system. Note capitalization.

**column view** A way to display and select items in a hierarchy of data—for example, the column view in Finder windows.

**Column View button** The rightmost button in the View control in Finder windows. Note capitalization.



**command** Use *command* or *menu command* in user documentation; don't use *menu option*.

The menu contains a list of commands.

Use the Save command to save any changes to your file.

Use *menu item* to refer to items that aren't commands, such as names of windows in the Window menu and About This Mac in the Apple menu.

In the Classic environment, use *menu item* to refer to items in the Apple menu and to open programs in the Application menu.

A command is *in* a menu, not *on* a menu; a menu *contains* commands. Users *choose* commands; they don't *select* commands.

See also **choose; command names; menus.**

**Command-click (v., adj.)** Note capitalization and hyphenation. The hyphen denotes a combined action. *Command-click* is equivalent to *press the Command key and click*.

**Command key** On first use in print user documentation, identify the Command key with its symbol: *Command (⌘) key*. Thereafter, just use *Command key*. Don't use *Apple key*.



**Command-key equivalent** Don't use; use *keyboard shortcut* even when all the combinations use the Command key.

**command line (n.), command-line (adj.)** In applications without a graphical user interface, you enter commands in the area known as the *command line*. Such applications (Terminal, for example) have a *command-line interface*.

**command names** Use title-style capitalization for command names; don't capitalize *command*.

the Find command

the By Icon command

- *Commands used as ordinary verbs:* Don't capitalize a command name when you use the name as a normal English verb.

*Correct:* Now cut the selected text from your document.

*Incorrect:* Now Cut the selected text.

- *Ellipsis points:* In menus, some command names are followed by three unspaced periods (ellipsis points) to indicate that further action will be required. Don't include the ellipsis points when you refer to the command name in text or text heads.

*Correct:* Choose File > Preferences, and then click General.

*Incorrect:* Choose File > Preferences... , and then click General.

See also **choose; command; menus**.

**commas** Use a serial comma before *and* or *or* in a list of three or more items.

*Correct:* Apple sells PowerBook computers, the AirPort Extreme Card, and Final Cut Pro software.

*Incorrect:* Apple sells PowerBook computers, the AirPort Extreme Card and Final Cut Pro software.

**Common Gateway Interface** See **CGI**.

**communication, communications** Use the singular to describe the act of communicating, the plural to describe the technology.

**communications link** Don't use; use *network connection*.

**compact disc** See **CD**.

**Company, Co.** Spell out or abbreviate according to the particular company's preference.

**compile time (n.), compile-time (adj.)** Note hyphenation of adjective.

**component video** Note lowercase.

**composite video** Note lowercase.

**comprise** A whole *comprises* parts. Parts *constitute* a whole. Don't use *is comprised of*.

Your video editing system comprises a Power Mac computer, Final Cut Pro software, a digital camcorder, and an external NTSC monitor.

Four iMac and two iBook computers constitute the class's computing resources.

**computer** Use when you describe a computer without any peripherals. Use *system* to refer to a computer, its peripheral devices, and software. Don't use *machine*.

**computer voice** See **code font**.

**connect** Use to refer to the act of hooking devices together; don't use *attach* or *hook up*. You *connect* USB devices to a computer, and you can *connect* computers to an Ethernet network. Don't use *connect* when you mean *plug in*.

See also **plug in, plug into**.

**connector** Use to refer only to an item that can be plugged into a receptacle (such as a slot, port, or socket). Use the following terminology:

*edge connector*: the connector on the edge of a peripheral card; fits into a slot

*minicircular connector*: an 8-pin connector [Don't use *mini-DIN*.]

*plug*: a connector with prongs or pins

- *Descriptions*: In user documentation, describe connectors by their shape and size, by the icon that appears on the connector, or in another way appropriate to the context. The user should be able to identify the connector easily even if she or he doesn't know the terminology.
- *Pins*: In user documentation, avoid identifying connectors by the number of pins (*9-pin*, *11-pin*, *25-pin*, or *50-pin*, as well as the corresponding *DB-9*, *DB-11*, and so on). The actual number of pins may not be the number in the designation. You may, however, want to mention these terms in a glossary.
- *Other names and descriptors*: Avoid obscure names such as *power input unit* in favor of more direct terms, such as *recessed plug*. Don't use *male* or *female* to describe types of connectors.

Compare **jack; port; slot; socket**.

**constitute** Parts *constitute* a whole. A whole *comprises* parts. Compare **comprise**.

**contextual menu** In user documentation, don't use to refer to the menu that appears when you press the Control key and click an item on the screen; use *shortcut menu*. See also **menus**.

**contractions** It's OK to use contractions in most documentation, interface text, and informal marketing copy; avoid in formal materials such as legal documents.

- *Acceptable contractions:* Form contractions from pronouns and verbs (*she's, you'll, we've*) and from verbs and the word *not* (*isn't, don't, won't, can't*).
- *Contractions to avoid:* Don't form contractions from nouns and verbs. For example, avoid constructions such as this:

Apple's going to introduce a new computer today.

Avoid contractions that may be difficult for localization (such as *it'll*).

- *Its and it's:* Don't confuse *it's* (the contraction for *it is*) with the possessive pronoun *its*.

It's important that the department keep track of its computers.

**control character (n.), control-character (adj.)** Note hyphenation of adjective.

**Control-click (v., adj.)** Note capitalization and hyphenation. The hyphen denotes a combined action; *Control-click* is equivalent to *press the Control key and click*.

To open a document, Control-click the document icon and choose Open from the shortcut menu.

**control key** Don't use in a general sense; use *modifier key*. The name of the specific key is capitalized: *Control key*.

**Control key** It's OK to abbreviate as *Ctrl* when space constraints don't allow the use of the full term (as in column heads in tables). Don't use *CTRL*.

**controlled, controlling** Not *controled, controlling*.

**control panel (Classic)** Use lowercase. Refers to a small application with which users can set or control some feature of hardware or software, such as the volume of the speaker or the number of colors displayed on the screen. These applications are available in the Control Panels folder.

Refer to a control panel by its name (capitalized) and add the words *control panel* (use lowercase).

Views control panel, Map control panel, Memory control panel, Monitors control panel, Sound control panel

Refer to the General Controls control panel as the *General Controls panel*.

**Control Panels folder (Classic)** Note lowercase *folder*. A folder located in the System Folder for storing control panels.

**Control Strip (Classic)** Note capitalization.

**convert to** Not *convert into*.



**cookies** Not *cookie files*. Use to refer to small text files a website may copy to a user's hard disk to record information about the user or the computer.

To use some websites, you must set your web browser to accept cookies.

**coprocessor** No hyphen.

**copy** Don't capitalize except when you refer to the Copy command by name. You *copy* something using the Copy command; you don't *Copy* it.

You copy a file *to* a disk, not *on* a disk or *onto* a disk.

See also **command names**.

**copy-protect (v.), copy-protected (adj., pred. adj.), copy-protection (n.)** Hyphenate in all forms.

A copy-protected disk or file cannot be copied legally.

The disc is copy-protected.

**copyright page** All documentation must have a copyright page or copyright notice. In a longer print document such as a user's manual, the copyright information is usually on the second page, which does not have a page number or a running footer. In short print booklets or update sheets, the copyright information is usually at the bottom of the last page. Onscreen documents also require a copyright notice.

- *Finding the correct copyright notice:* The copyright page is a boilerplate element. Consult with your department editor to be sure you have the appropriate boilerplate.
- *Apple trademarks:* All Apple trademarks mentioned in the document must receive a credit line on the copyright page. See the most recent Apple trademark list, which is available at:

[web.apple.com/areas/trademarkinformation](http://web.apple.com/areas/trademarkinformation) (internally)

[www.apple.com/legal/trademark/appletmlist.html](http://www.apple.com/legal/trademark/appletmlist.html) (externally)

- *Third-party trademarks:* Certain third-party trademarks also must receive a credit line on the copyright page. See the "Special and Licensed Trademarks and/or Copyrights" section of the most recent Apple trademark list, which is available internally at the websites shown above.

See also **trademarks (general); trademarks (usage)**.

**cord** Use only to describe a power cord or a phone cord. Compare **cable**.

**Corporation, Corp.** Spell out or abbreviate according to the particular corporation's preference.

**corrupted** Avoid if possible. Use *damaged* instead.

**CPU** Abbreviation for *central processing unit*. Avoid in user documentation; use *processor* to refer to the chip and use *computer* or *system* to refer to the computer itself. See also **computer**; **processor**; **system**.

**CR** Abbreviation for *carriage return*. Spell out on first occurrence. Use only when you refer specifically to ASCII character \$0D or its equivalent. Explain the term *carriage return* if your audience includes first-time computer users.

Use *return character* when you write about, for example, searches for return characters. Use *Return key* for the key you press.

**crash** Don't use; use *quits unexpectedly*, *does not respond*, or *stops responding*. If you must use this word, put it in quotation marks and reassure the reader that the term *crash* does not imply damage to hardware or software.

**creator types** Use code font for creator type names, which must consist of exactly four characters (one of which may be a space) inside straight, single, code-font quotation marks.

'txt', 'MPS '

**crosshair** One word. Refers to this pointer:



**cross-references** Follow these guidelines for cross-references.

- *To chapter titles*: Use title-style capitalization and enclose the title, but not the word *Chapter* or the chapter number, in quotation marks.

See Chapter 2, "The Cinema Tools Interface."

Some departments may include page numbers in cross-references to chapter titles; consult your department's style guidelines.

See Chapter 3, "Setting Up Your Computer," on page 24. [Apple Product Documentation and User Publications use this style.]

See "Kernel Architecture" (page 40). [Technical Publications uses this style.]

- *To document titles*: Use title-style capitalization and italics; don't use quotation marks. Don't capitalize or italicize phrases like *user's guide* unless they are part of the title as it appears on the cover of the document. Don't include trademark symbols.

See *Getting Started with Your PowerBook*.

See your PowerBook user's guide.

When you refer to a volume number, don't italicize the word *Volume* or the volume subtitle, if there is one.

See the *Final Cut Pro 5 User Manual*, Volume II: Editing, for more information.

- *To section titles:* Use title-style capitalization and enclose the title in quotation marks. Some departments include page numbers in cross-references to the titles of sections of print documents; consult your department's style guidelines.

See "Trouble Starting Up" in Chapter 4.

See "Before You Install the Software" on page 16.

- *To part titles:* Use title-style capitalization and enclose the title, but not the word *Part* or the part number, in quotation marks.

See Part III, "Real Time and Rendering," for more information.

See the *Final Cut Pro 5 User Manual*, Volume I, Part III, "Setting Up Your Editing System."

- *To onscreen help:* When you refer to onscreen help, don't place quotation marks around the names of specific help books, such as Keychain Access Help. Do place quotation marks around the names of "chapters" of a help book (as you would the chapters of a print book).

See the "Files and Programs" topic area.

See the section "New Features" in AppleScript Help.

**CRT** Abbreviation for *cathode-ray tube*. Note hyphenation of spelled-out version. Spell out on first occurrence. Don't use when you mean *display* or *screen*.

**Ctrl** Abbreviation for *Control*; note capitalization. Use the abbreviation only when space constraints don't allow use of the full term (as in column heads in tables); otherwise, use *Control*, as in *Control key* or *Control-S*. Don't use *CTRL*.

**curly brackets ( { } )** Don't use; use *braces*.

**cursor** In describing the Macintosh user interface, use *insertion point* or *pointer*, depending on the context. The term *cursor* is appropriate when you describe the VoiceOver interface and may be appropriate when you describe other interfaces and in developer documentation. See also **insertion point**; **pointer**; **VoiceOver cursor**.

**custom installation** Not *custom install*. Note lowercase. You *perform a custom installation*; you *don't do a custom install*. See also **easy installation**; **install**; **installation**; **normal installation**.

**cut** Don't capitalize unless you're referring to the Cut command by name. You *cut* something using the Cut command; you *don't Cut* it. See also **command names**.

## D

**DAC** Acronym for *digital-to-analog converter*. Note lowercase and hyphenation in spelled-out version. Spell out on first occurrence.

**daisy chain (n.), daisy-chain (v., adj.), daisy-chained (adj., pred. adj.)** Note hyphenation of verb and adjective forms.

**Darwin** An operating system that includes some, but not all, of the components of Mac OS X. Darwin comprises the kernel plus the BSD libraries and commands essential to the BSD Commands application environment. The term *Darwin* doesn't appear in the Mac OS X user interface.

**dash (em)** Use the em dash (—) to set off a word or phrase that interrupts or changes the direction of a sentence or to set off a lengthy list that would otherwise make the syntax of a sentence confusing. Don't overuse em dashes. If the text being set off does not come at the end of the sentence, use an em dash both before it and after it.

Setting just three edit points—the clip In point, the clip Out point, and the sequence In point—gives you total control of the edit that's performed.

To generate an em dash in a word-processing application, press Shift-Option-hyphen. Close up the em dash with the word before it and the word after it. Consult your department's guidelines for instructions on handling em dashes in HTML.

**dash (en)** The en dash (–) is shorter than an em dash and longer than a hyphen. Use the en dash as follows:

- *Numbers in a range:* Use an en dash between numbers that represent the endpoints of a continuous range.

bits 3–17, 2003–2005

- *Compound adjectives:* Use an en dash between the elements of a compound adjective when one of those elements is itself two words.

desktop interface–specific instructions

- *Keyboard shortcuts using combination keystrokes:* Use an en dash between key names in a combination keystroke when at least one of those names is two words or a hyphenated word.

Command–Option–Up Arrow, Command–Shift–double-click

See also **key, keys**.

- *Minus sign:* Use an en dash as a minus sign (except in code font, where you use a hyphen).

–1, –65,535

To generate an en dash in a word-processing application, press Option-hyphen. Close up the en dash with the word (or number) before it and the word (or number) after it. Consult your department's guidelines for instructions on handling en dashes in HTML.

See also **hyphenation**.

**data** Singular or plural, depending on the context. When used as a collective noun, *data* takes a singular verb. When the meaning is not collective, use a plural verb. In user documentation, avoid in favor of *information* if *information* makes sense in the context.

*Collective and thus singular:* Data is processed by the CPU.

*Not collective and thus plural:* Selected data are transferred immediately.

**database (n., adj.)** One word. As a noun, *database* refers to the body of data manipulated by a database program.

**data file** Two words.

**data terminal ready signal** See **DTR**.

**Date & Time** The name of a System Preferences pane. Note the ampersand and capitalization.

**dates** Follow these guidelines for dates, unless your department uses international style (see Chapter 7, "International Style," on page 193, for those guidelines).

- *Commas:* Use a comma between the day of the month and the year.

May 21, 2006

When you use the full date, follow the year with a comma.

on May 21, 2006, at 10:00 a.m.

If you give only the month and year, don't use commas.

in January 2006 at Macworld

- *Cardinal and ordinal numbers:* Use cardinal numbers (1, 2, 3) in dates that include the month. Use ordinal numbers (1st, 2nd, 3rd) in dates without the month. For ordinal numbers, use full-size letters (1st), not superscript (1<sup>st</sup>).

The conference was held on August 12.

The conference was held on the 12th.

- *When to spell out:* Spell out the names of days and months in text. Use numerals for the year except when it appears at the beginning of a sentence; spell out the year there or rewrite to avoid.
- *Slashes in dates:* Don't use the form 6/5/06 because American usage is different from European usage.

See also Chapter 7, "International Style," on page 193.

**daughter board** Don't use; use *expansion board*.

**DB-9 connector** OK in developer documentation. In user documentation, describe the connector by its size and shape, its icon, or in another way appropriate to the context (because it may have fewer than nine pins). In documentation written for new users, however, you may want to mention the term *DB-9* (or *DB-11*, *DB-25*, or *DB-50*) or include the term in the glossary because users may see it elsewhere. See also **connector**.

**DDR** Abbreviation for *Double Data Rate*. Note capitalization. Apple computers have *DDR SDRAM*, also called *DDR memory*. See also **memory**; **SDRAM**.

**deactivate** See **activate, deactivate**.

**dealer, dealership** Don't use; use *Apple Authorized Reseller*. See also **Apple Authorized Reseller**.

**default (n., adj.)** Define on first occurrence. In user documentation, you may want to use *preset*. See also **preset**.

**degrees** OK to spell out *degrees* or use the degree symbol (°), but be consistent. Hyphenate when the term precedes a noun: *160-degree viewing angle*. The symbol is closed up with the number: *160° viewing angle*, *32° F*.

**dehighlight, dehighlighted** Don't use. Use *deselect* as a verb when appropriate; otherwise reword. Use *not highlighted* as the adjective.

**DEL character** Not *DELETE character* or *rubout character*. Refers specifically to ASCII character \$7F.

**Delete key** Not *DEL key*.

**deploy** OK to use in server and developer documentation to refer to placing configured computer systems, services, or software in a specific environment or making these items available for use in that environment.

In large organizations, collaboration services are usually deployed at both corporate and workgroup levels.

**depress** Don't use; use *press*.

**deselect** OK to use when you mean *cancel a selection*. Not *uncheck*, *unselect*, *unhighlight*, or *dehighlight*. Compare **unselected**.

**desired** Try to avoid.

*Correct:* make your changes; select the folder

*Incorrect:* make the desired changes; select the desired folder

**desk accessory (Classic)** Don't use to refer to small application programs in the Apple (🍏) menu, such as the Scrapbook.

*Correct:* the Alarm Clock, the Calculator, the Scrapbook

*Incorrect:* the Calculator desk accessory

**desktop (n., adj.)** One word; note lowercase. Refers to the background area of the screen. Compare **Finder**.

**desktop computer** Don't use *desktop* as a noun to refer to the computer; use *desktop computer*, *desktop system*, or just *computer* or *system*. See also **computer; system**.

**Desktop file (Classic)** Note capitalization. Refers to a resource file used by the Finder.

**Desktop Folder (Classic)** Note capitalization.

**determinate progress bar** In developer documentation, the progress bar that fills from left to right. In user documentation, use *progress indicator* and describe what it looks like.

*Developer documentation:* Use a determinate progress bar when you can tell the user how much of a process has been completed.

*User documentation:* A progress indicator (a moving bar) shows the status of the download.

**device** Use to refer to any piece of hardware that connects directly (or indirectly through a network) to the computer. Use *peripheral device* on first mention.

**device name** Two words. Note the treatment of these similar terms:

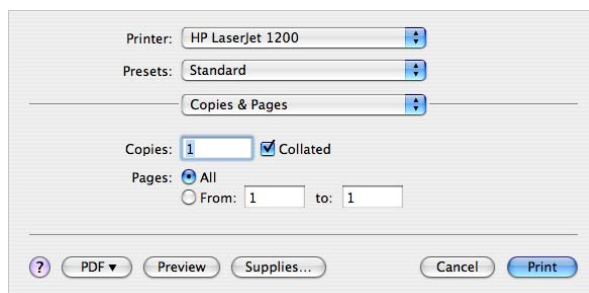
filename, host name, pathname, user name, volume name

**diacritical mark** Not *diacritic*.

**dial in, dial in to (v.), dial-in (adj.)** Note hyphenation of the adjective form.

**dialog** Refers to a window, like the one below, that appears on the screen to elicit a response from the user. (All dialogs are windows but not all windows are dialogs.)

A dialog *appears*. Don't use *dialog box*. Compare **alert; window**.



**dialog box** Don't use; use *dialog*.

**dialog message** Don't use; use *message*.

**dialogue** Use *dialogue*, not *dialog*, to refer to spoken words.

**dial-up (adj.)** Note hyphenation. Don't use *dial up* as a verb.

**Dictionary** A dictionary and thesaurus application; also a Dashboard widget. Note capitalization. Don't precede with *the*.

**different from** Not *different than*. Make sure that the elements being compared are parallel nouns.

*Correct:* The Macintosh user interface is different from that of a Windows PC.

*Incorrect:* The Macintosh user interface is different than that of a Windows PC.

*Incorrect:* The Macintosh user interface is different from a Windows PC.

**differently than** Use when comparing two parallel clauses. Don't use *different than*, *different from*, or *differently from* for this purpose. But rewrite whenever possible to set up a construction in which *different from* is used to compare two parallel nouns.

*Correct:* She uses the computer differently than he does.

*Preferable:* Her use of the computer is different from his.

*Incorrect:* She uses the computer differently than him.

**digital-to-analog converter** See **DAC**.

**digital video (n., adj.)** No hyphen. See also **DV**.

**digital video recorder** See **DVR**.

**Digital Visual Interface** See **DVI**.

**dimensions** In general, use *by*, not *x*, to show dimensions.

3.2 by 6.0 by 11.4 in. (8.1 by 15.2 by 28.9 cm)

8.5 by 11 inches; 8.5-by-11-inch paper

4 by 6 inches; 4-by-6-inch photo [*acceptable:* 4-by-6 photos, 4 x 6 photo]

If you use *x* instead of *by*, use the *x* consistently throughout a document.

See also **resolution; x**.

**DIMM** Acronym for *dual inline memory module*. Spell out on first occurrence.



**dimmed** Use *dimmed*, not *hollow* or *grayed*, to describe a shaded icon, menu item, button, or option in a dialog. Dimmed options cannot be selected. Dimmed menu items cannot be chosen.

Dimmed icons can represent disks whose contents are displayed in a window, disks that have been ejected, or files or folders in the window of a disk that has been ejected. You don't need to say *dimmed (unavailable)* because a dimmed object is understood to be unavailable.

**DIN** Use all caps when you refer to a type of connector, as in *DIN-8*. Don't use *mini-DIN*.

**direct-connect (adj.)** Note hyphenation.

**direction keys** Don't use; use *arrow keys*.

**directory** Standard UNIX term for an organizational unit, or container, used to organize files and other directories into a hierarchical structure known as a *file system*. In developer documentation, use *directory*; in other Apple documentation, use *folder*.

See also **folder**.

**directory pathnames** See **pathnames**.

**disable (v.), disabled (adj.)** In user documentation, avoid *disable* when you can use *turn off* or *deselect*. Don't use *disabled* when you mean *unavailable* (when you refer to menu items).

*Correct:* Make sure virus-protection software is turned off and your computer isn't set to go to sleep.

*Avoid:* Make sure virus-protection software and system sleep are disabled.

In developer documentation, it's OK to use *enabled* and *disabled* when you describe buttons, menu items, and the like.

See also **allow; enable, enabled; let**.

**disc** Use *disc* when you refer to a compact disc, videodisc, optical disc, or other laser-technology disc. For magnetic media, use *disk*. In ongoing references to compact discs, *disc* is preferable to *CD* or *CD-ROM*. See also **CD; DVD**.

**disclosure triangle** A button that reveals or hides options when clicked (not *the detail button*).

**disc titles** Use title-style capitalization and italics for the full title of a disc. The word *CD* or *DVD* may not be part of the title. Follow the usage on the official label. *The* is usually not part of the title.

*Mac OS X Install Disc 1* [Disc is part of the title.]

Insert the *Final Cut Pro 5* DVD into your computer's DVD drive. [DVD and *the* are not part of the title.]

Use lowercase when you refer to a disc by less than its full title and for discs with generic titles.

Insert the system software disc into the CD-ROM drive.

Install the software from the installation disc.

**disk** Use *disk* if the medium is magnetic. Use *disc* when you refer to a compact disc, videodisc, optical disc, or other laser-technology disc. Don't use *drive* or *hard drive* (a mechanism that holds and accesses a disk) when you mean *disk*.

*Correct:* The files are stored on the disk.

*Incorrect:* The files are stored on the drive.

- *Disk versus volume:* In user documentation, use *disk* instead of *volume* to refer in general to hard disks and shared disks.
- *Articles:* Use an article when appropriate.

the disk; a disk

See also **copy**; **save**.

**disk drive (n., adj.)** Don't use *disk* as a short form. A drive writes data to and reads data from a disk. Don't hyphenate *disk drive* when you use the phrase as a compound adjective. See also **drive**.

**diskette** Don't use; use *disk*.

**Disk First Aid (Classic)** The Mac OS X replacement is Disk Utility.

**disk image** Two words; no hyphen. Note the *k* in *disk*.

**disk name** Use when you refer to the name that appears below a disk's icon on the desktop; don't use *disk title* for this purpose.

**Disk Utility** A Mac OS X utility program. Two words; note capitalization. Don't precede with *the*.

**display (n.)** In most cases, use *display*, not *monitor*, to refer to the primary display connected to a desktop computer. Also use *display* to refer to the built-in PowerBook, eMac, iMac, or iBook display. Don't use when you mean *desktop* or *screen*.

*Correct:* A window appears on the screen.

*Incorrect:* A window appears on the display.

*Correct:* Arrange your display so that the top of the screen is slightly below eye level.

See also **monitor**; **screen**.

**display (v.)** Don't use *display* when you mean *appear*.

*Correct:* The Print dialog appears.

*Incorrect:* The Print dialog displays.

See also **appear**.

**display cable** Use instead of *monitor cable* or *monitor power cord* for Apple displays.

**display device** Refers to a device connected to the computer that displays text or graphics. If possible, be more specific: *LCD projector* or *television*.

**display port** The port on a computer or graphics card used to plug in an Apple display. Don't use *monitor port*.

**display system** Refers to a display and the display card (sometimes called a *graphics card*) that works with it.

**division sign** Not *division symbol*.

**do** Don't use in phrases such as *do a clean installation*. Use *perform* instead.

**Dock** Don't use as a verb. Items are *in* the Dock, not *on* the Dock.

*Correct:* Click the Mail application icon in the Dock.

*Correct:* Click a minimized window in the Dock.

*Correct:* To put a window in the Dock, click the minimize button.

*Incorrect:* You can dock any window.

*Incorrect:* When an item is docked . . .

Don't assume that an item is in a user's Dock; only the Finder and the Trash can't be removed from the Dock.

**dock (iPod)** An accessory for iPod digital music players with a dock connector. Capitalize in the full name: *iPod shuffle Dock*. Don't use *dockable*.

**dock connector** The port on iPod digital music players for connecting to an iPod dock, cable, or device.

**document** In user documentation, refers to a file the user creates and can open, edit, and print. Don't use when you mean *file*.

*Correct:* Back up all your files.

*Incorrect:* Back up all your documents.

Compare **file**.

**document titles** When you cite the full title of a document, use the capitalization style used in the title. The article *the* is not usually part of the title, but for user's manuals, *User's Guide* (Apple Product Documentation) or *User Manual* (User Publications) often is. Consult your editor for titling guidelines specific to your department.

- *Specific references to document titles:* Always give the title exactly as it appears on the document's cover (but eliminate any trademark symbols). Don't change an old title to comply with the current guidelines for naming manuals.

For more information, see the *Power Mac G5 User's Guide*.

- *Generic references to document titles:* Don't capitalize or use italics for generic references to documents.

See the user's guide that came with your computer.

To connect your display, follow the instructions in the setup guide.

See also **cross-references; parts; volume (document)**.

**document window** Don't use; use *document* or *window*, not both. In developer documentation, *document window* is OK in reference to the predefined window type.

**dot** Use *dot* to describe the character that appears in the close button of a document with unsaved changes and for the characters that appear when a user types a password in a dialog.



Use *dot*, not *bit*, when you describe an individual screen pixel. See also **bit; bullet; pixel**.

**dot matrix (n.), dot-matrix (adj.)** Note hyphenation of adjective.

**dots per inch** See **dpi**.

**double-byte characters** Note hyphenation. Not *2-byte characters*.

**double click (n.), double-click (v.), double-clicking (n., v.)** Note hyphenation.

Small children may have trouble with a double click.

Adults can double-click without difficulty.

By double-clicking you can work faster.

You do this by double-clicking the icon.

**Double Data Rate** See **DDR**.

**double layer (n.), double-layer (adj.)** Hyphenate as an adjective, but not as a noun: *double-layer disc; DVD + R DL (Double Layer)*. Use lowercase for general references.

You can burn up to 4 hours of video on a double-layer DVD.

See also **DVD**.

**double tap (n.), double-tap (v.), double-tapping (n., v.)** Note hyphenation. Use when you describe the trackpad action that's equivalent to double-clicking.

**Down Arrow key** Note capitalization. When you refer to more than one of the arrow keys, use lowercase (as in *the arrow keys*).

**download (n., v.), downloadable (adj.)** One word.

**dpi** Abbreviation for *dots per inch* (n.) and *dot-per-inch* (adj.). Spell out on first occurrence; OK to use *dpi* thereafter.

The printer provides a resolution of 600 dots per inch (dpi); it can be upgraded to 1200 dpi.

The printer provides a 600-dot-per-inch (dpi) resolution; some printers offer 1200 dpi resolution.

**drag** Refers to the act of positioning the pointer, pressing and holding down the mouse button, moving the mouse, and then releasing the mouse button. Define on first mention. Always use *drag* in reference to objects on the screen.

Don't use *drag the mouse*. Don't use *click and drag*. Don't use *place, put, or move* when you mean *drag*.

*Correct:* Drag the icon all over the screen.

*Correct:* Drag the icon to the Trash.

*Incorrect:* Click and drag the icon to the Trash.

*Incorrect:* Put the icon in the Trash.

**drag and drop (v.), drag-and-drop (adj.)** Note hyphens in the adjective. Avoid using *drag and drop* as a compound verb followed by an object; dragging includes dropping the item into place.

*Correct:* Drag the file to the printer icon.

*Correct:* Using iPhoto, you can create digital photo albums with drag-and-drop simplicity.

*Correct:* Just drag and drop to add photos to your documents.

*Incorrect:* Drag and drop the file onto the printer icon.

**DRAM** Acronym for *dynamic random-access memory*. Pronounced “DEE-ram.” Spell out on first occurrence.

**drawer** A window that slides out from a parent window when users click a button or choose a command.

**drive** A drive holds disks or discs (*hard disk drive, DVD-ROM drive, Zip disk drive*). Don't capitalize *drive* except in a product name such as *SuperDrive*.

Use *disc, disk, or hard disk* to refer to a disk and its contents. Don't use *drive* when you mean *disc or disk*.

*Correct:* You can connect an external hard drive to your computer.

*Incorrect:* You can connect an external hard disk to your computer.

See also **CD-ROM drive; disk drive; DVD-ROM drive; hard disk; hard drive**.

**driver** Capitalize the word *driver* in a driver name only if it is part of the name (for example, *Sound Driver* or *Disk Driver*). In user documentation, avoid using *driver*; use *software* instead (*printer software*).

When you use the term *driver* generically, as in *print driver*, don't capitalize.

**drop box** Two words; note lowercase.

**drop-down menu** Don't use; use *menu*.

**DTR** Abbreviation for *data terminal ready* signal.

**dual inline memory module** See **DIMM**.

**dual-processor (adj.)** Note hyphenation.

**due to** Not *due to the fact that*. A phrase beginning with *due to* must follow a linking verb and must function as a subject complement; it cannot function as an independent prepositional phrase. Use *because of* with prepositional phrases.

The interference was due to a faulty cable.

Your programs will open faster because of the additional memory.

**DV** An industry-standard video format. Generally, use *DV* to refer to the format or to products that use the format. Don't use *DV* to refer to the medium *digital video*. Related terms include *DV format*, *DV standard*, *DV camera*, *DV camcorder*.

**DVD** Don't spell out; *DVD* doesn't stand for a specific term. DVD technologies include the following.

DVD-Audio (read only)

DVD-R (recordable)

DVD+R (recordable)

DVD+R DL (recordable, double layer)

DVD-RAM (rewritable)

DVD-ROM (read only)

DVD-RW (rewritable); not *DVD-R/W* or *DVD/RW*

DVD+RW (rewritable); not *DVD+R/W* or *DVD/RW*

DVD-Video (read only)

Refer to the specific type of disc or drive or use the general term *DVD*, depending on the context.

Don't use *DVD-R*, *DVD-RW*, or any of the other DVD terms as a noun; the term must modify another word, such as *drive* or *disc*. For the plural, don't use *DVD-Rs*, *DVD-RWs*, and so on; instead use *DVD-R discs*, *DVD-RW discs*, and so on, or simply *DVDs*. Use *disc*, not *disk*, to refer to DVD media.

**DVD-ROM drive** Not *DVD player* in reference to a device that's built into or connected to the computer and reads DVD discs. *DVD player* is OK when you refer to a device connected to a television.

**DVD Studio Pro** A professional-level DVD authoring application. Note capitalization.

**DVI** Abbreviation for *Digital Visual Interface*, not *Digital Video Interface*. Note capitalization of spelled-out version.

**DVR** Abbreviation for *digital video recorder*. Note lowercase.

**dynamic random-access memory** See **DRAM**.

## E

**e** Short for *electronic*. Hyphenate terms using the short form: *e-commerce*, *e-learning*. An exception is *email*. Capitalize in titles as follows: *The Growth of E-Commerce*.

**earlier, later** Use to refer to versions of software; don't use *lower* and *higher* or *newer* and *older*.

Whenever possible, avoid using *earlier* and *later* to refer to other parts of a document. Use specific cross-references when you can. Sometimes a general reference to another topic is appropriate. In such cases it's OK to use *earlier* and *later*.

Earlier in the tutorial, you learned to change fill color.

An explanation of color wells appears later in this document.

Compare **above**; **below**.

**easy installation** Not *easy install*. Note lowercase. You *perform an easy installation*; you don't *do an easy install*. See also **custom installation**; **normal installation**.

**EBCDIC** Acronym for *Extended Binary-Coded Decimal Interchange Code*. Note capitalization of spelled-out version; spell out on first occurrence. The acronym is pronounced "EB-si-dik."

**editing** Don't use a hyphen when you use *editing* in a compound adjective.

video editing application, audio editing system

**editor** Capitalize *editor* only when using the full name: *the Property List Editor*, but *the editor*.

**e.g.** Don't use; use *for example* or *such as*. See also **abbreviations and acronyms**.

**eject (trans. v.)** Don't use as an intransitive verb.

*Correct:* The disk drive ejects the disk.

*Correct:* To eject the disk, drag its icon to the Trash.

*Incorrect:* The disk ejects.

**Eject button** The button next to the name of a CD, DVD, disk, server, or other device in the sidebar of Finder windows. Also the button next to the name of an iPod in the iTunes Source list.



Clicking the button ejects discs from drives and removes other items from the desktop.



**electromagnetic interference** See **EMI**.

**ellipsis points** In menus, some command names are followed by three unspaced periods (ellipsis points) to indicate that further action will be required. Don't include the ellipsis points when you refer to the command name in text or text heads.

As three *spaced* periods, ellipsis points are used to indicate an incomplete sentence, a break in thought, or omitted words in a quotation. See *The Chicago Manual of Style* for guidance on these uses.

**eMac** An all-in-one desktop computer for education and consumers. *eMac* can be used with or without an article.

eMac comes with everything you need.

The eMac includes a Combo drive or SuperDrive.

**email (n., adj., v.)** One word; note lowercase.

Send an email to your manager.

Send an email message to your manager.

Your manager wants you to email her.

You can contact Apple by email.

**email addresses** Email addresses use this format:

*username@location.subdomain.domain*

The address `mac@worm.apple.com` specifies a user named “mac” at the site “worm” in the “apple” subdomain of the “com” domain.

- *In text:* Use plain text for email addresses in text.
- *Line breaks:* Avoid line breaks in an email address. If necessary, set the address on a separate line.
- *Punctuation:* If an email address ends a sentence, it's OK to use a period.

See also **Internet addresses**.

**embed** Not *imbed*.

**em dash** See **dash (em)**.

**EMI** Abbreviation for *electromagnetic interference*. Spell out on first occurrence.

**enable (v.), enabled (adj.)** Avoid in user documentation when you mean *turn on*. *Turn on* implies initiating an action or starting a process immediately; *enable* implies doing a task that makes subsequent actions possible.

*Correct:* Turn on Windows file sharing.

*Incorrect:* Enable Windows file sharing.

Avoid using *enabled* when you mean *selected* (for example, when you refer to radio buttons or checkboxes) or *available* (when you refer to commands or buttons that are sometimes dimmed, but not in this case).

*Correct:* Make sure the Magnification checkbox is selected in Dock preferences.

*Incorrect:* Make sure the Magnification option is enabled in Dock preferences.

*Correct:* The Copy command isn't available because no text is selected.

*Incorrect:* The Copy command isn't enabled because no text is selected.

It's OK to use *enable* to describe a task that makes other actions possible.

To use this website, you must enable cookies.

Slide the Hold switch to enable the iPod buttons.

In developer documentation, it's OK to use *enabled* and *disabled* when you describe buttons, menu items, and the like.

See also **allow; disable, disabled; let.**

**en dash** See **dash (en).**

**end-of-file** See **EOF.**

**end user (n.), end-user (adj.)** Avoid in favor of *user*. See also **user.**

**energy management software** No hyphen.

**energy-saving (adj.)** Note hyphenation.

**ENERGY STAR** Note capitalization.

**ensure, insure** Use *ensure* to mean *make sure* or *guarantee*. Use *insure* to describe what an insurance company does. Compare **assure.**

**enter** Use *enter* and *type* interchangeably when you refer to typing information or entering data. Use *press*, not *type*, to refer to pressing keys on the keyboard. Compare **press; type (v.).**

**Enter key** Note capitalization.

**Enterprise Objects, enterprise objects** Capitalize when you refer to the technology; use lowercase when you refer to objects.

**entitled** Don't use; use *titled, named, or called*.

**EOF** Abbreviation for *end-of-file*. Note hyphenation of spelled-out version. Spell out on first occurrence.

**equal sign** Not *equal's sign, equals sign, or equal symbol*.

**Escape key** See **Esc key**.

**Esc key** Include the word *Escape* in parentheses on first occurrence.

*First occurrence:* Press the Esc (Escape) key.

*Thereafter:* Press Esc.

When you describe escape sequences, don't use a hyphen between names of keys (because the user presses and releases the keys separately).

Esc 4, Esc F

**et al.** Don't use, except where called for in a bibliography; use *and others*. See also **abbreviations and acronyms**.

**etc.** Don't use; use *and so forth* or *and so on*. See also **abbreviations and acronyms**.

**Ethernet** One word. Note capitalization. Refers to one type of cable system used to link computers and peripheral devices. OK to use *Ethernet network* or simply *Ethernet* depending on the context. See also **AppleTalk; Fast Ethernet; Gigabit Ethernet**.

**exit** You *exit from, leave, or quit* a program. You never *exit* a program. Compare **halt; interrupt; quit; stop**.

**expansion bay** The space inside a computer where hardware modules (such as optical drives) can be inserted and removed. OK to use *drive bay* if the bay in question takes only storage devices.

**expansion board** Not *daughter board* or *piggyback board*.

**expansion slot** Not *peripheral slot* or *accessory slot*. You can also use *slot* without the qualifier *expansion*. Use lowercase even in specific references: *slot 1, slot 6*.

**Exposé** The Mac OS X feature that arranges windows on the desktop so that all the windows are visible at once. Note accent and capitalization.

**Extended Binary-Coded Decimal Interchange Code** See **EBCDIC**.

**Extensions Manager (Classic)** Note capitalization. Not *Extension Manager*.

**external display** Use only to refer to displays connected to portable computers or to computers with a built-in display. For modular computers or unknown configurations, use *additional display*. You can also use *external monitor*. See also **display; monitor**.

## F

**F1, F2, F3 . . .** Function keys on a keyboard. Capitalize the *F*, and use plain (not italic) style and Arabic numerals. No space between letter and numeral.

**face** Don't use; use *font* or *font family*, whichever is appropriate.

**fair language** Avoid cultural biases and stereotypes, which may offend some users of Apple products. Be aware of the variety of people who are potential Apple customers, and write consciously to include them.

- **Names:** In examples, include a variety of ethnicities, and use both female and male given names.

*Given name examples:* Anton, Avram, Gabrielle, Jim, Luisa, Mei, Sanjiv, Yoshiko

*Family name examples:* Contreras, Johnson, Kawabata, Meyer, Scharanski, Stern, Wong

- **Situations:** Portray both women and men in a variety of occupations and situations, not just stereotypical ones.
- **Pronouns:** Avoid using male pronouns generically. Use *he* or *she*, or switch to the plural when *he* or *she* is awkward. (However, don't use *their* when the subject is singular.) Sometimes you can use the second person.

*Correct:* Each student imports his or her GarageBand composition into iTunes.

*Correct:* The students import their GarageBand compositions into iTunes.

*Incorrect:* The student imports his GarageBand composition into iTunes.

*Incorrect:* Each student imports their GarageBand composition into iTunes.

**family controls** Don't use; use *parental controls*.

**FAQ** Abbreviation for *frequently asked questions*. *FAQ* is singular; use the article *an*. Use *FAQs* to refer to more than one set of frequently asked questions. Use title-style capitalization if the full term precedes a noun: *the Frequently Asked Questions document*.

**Fast Ethernet (100Base-T)** Note capitalization. A standard that allows data transmission rates of up to 100 megabits per second. See also **Ethernet**; **Gigabit Ethernet**.

**fast user switching** Note lowercase.

**Favorites** Capitalize when you refer to the Favorites folder in the Library folder of a home folder.

**fax modem card** No hyphen; no slash.

**felt-tip pen** Note hyphenation. Not *felt-tipped pen*.

**female connector** Don't use; use *socket*. See also **connector**.

**fewer, less** Use *fewer* for countable items; use *less* for quantity or bulk.

The fewer devices in your network system, the less cable you need.

**Fiber Gigabit Ethernet** Gigabit Ethernet using fiber-optic cable. Note capitalization. See also **Gigabit Ethernet (1000Base-T)**.

**fiber optics (n.), fiber optic (adj.)** The adjective is not hyphenated (*fiber optic cable*).

**Fibre Channel** A high-speed serial data transmission technology. Xserve RAID has a 2 Gbit (not 2 GB) Fibre Channel interface. Note capitalization.

**field** Use to refer to the boxes that appear in windows, dialogs, webpages, or database records in which users enter information. It's not necessary to specify *text field* or *number field*, but if a field has a name, try to use it. For example:

Enter the video timecode in the Current Timecode field.

Fill in the required fields, and then click Checkout.

For novice users, *text box* or *number box* may be more appropriate. These are OK too, but try to be consistent within a document.

**figure captions** Use of figure captions varies by department. Consult your department guidelines to determine whether to use them.

- *Number and title:* Most figure captions include both a figure number and a figure title. Unnumbered figures are not included in a list of figures and tables. A figure with a number must also have a title; a figure with a title generally has a number.
- *Title length:* Figure titles should be short and to the point; a line and a half should be considered the absolute maximum.
- *Capitalization:* Use sentence-style capitalization for figure titles. Don't end a title with punctuation, even if the figure title is a complete sentence. Use articles in captions whenever appropriate.

*Correct:* The Apple menu

*Correct:* An external FireWire drive connected to a computer

*Incorrect:* External FireWire Drive Connected to a Computer

- *In-text references:* Each numbered figure should have an in-text reference to point the reader to the figure at the appropriate point. You can use various styles for in-text references, depending on the needs of the sentence:

An explicit *see* reference as a separate sentence in parentheses:  
(*See Figure 6-2.*)

An explicit *see* reference in parentheses within a sentence: *Choose Mail > Mail Preferences (see Figure 6-2).*

Just the figure number in parentheses: *the Page Setup dialog (Figure 3-13) appears . . .*

A phrase set off by commas: *the Page Setup dialog, shown in Figure 3-13, appears . . .*

The figure number as the subject of a sentence: *Figure 3-1 shows . . .*

You can use more than one style in a project, but don't use different styles for what is essentially the same purpose. For example, don't use both the first and second styles or both the third and fourth styles within a project.

**figures** Line art, photographs, and screen shots are all considered figures. You should use figures when their presence will enhance the reader's understanding or will illustrate a procedure or point that is not evident from the text alone. Consider your audience when you plan an art program.

**figure text** Use figure text (also known as *labels*) for any text that accompanies a figure (usually line art) but is not connected to the figure by a leader line. (Text connected by a leader line is a *callout*.) Labels are embedded in the figure. Keep labels brief. Capitalization is sentence style. See also **callouts**.

**file** Refers to any entity stored on a disk, regardless of whether the user can open, edit, or print it. Compare **document**.

**file formats** Abbreviations should be in all caps; filename extensions should be in lowercase. In most cases, you don't need to spell out on first occurrence. The following table shows abbreviations, extensions, and names for some common file formats.

Abbreviation	Extension	Full name
AIFF	.aif	Audio Interchange File Format
DMG	.dmg	disk image
GIF	.gif	Graphics Interchange Format
JPEG	.jpg	Joint Photographic Experts Group
MP3	.mp3	MPEG Audio Layer 3
PDF	.pdf	Portable Document Format
RTF	.rtf	Rich Text Format
TIFF	.tif	Tagged Image File Format
WAV, WAVE	.wav	Waveform format

**file locations** See **pathnames**.

**FileMaker, Inc.** Note capitalization.

**filename** One word. In specific references, capitalization should agree with the way the filename appears in the interface (the file system). In user documentation, the name appears in body font.

Name the file Paperdoc. [Apple Product Documentation and User Publications use this style.]

The folder contains CurrencyConverter.nib. [Technical Publications uses this style.]

You can find a document by typing its filename in the search field.

Note the treatment of these similar terms:

device name, host name, pathname, user name, volume name

**file server** Two words. In user documentation, use only when you explain what a file server is (a computer that is dedicated to holding files shared by users on a network). Use *shared disk* to refer to a file server icon on the desktop. See also **shared disk**.

**file sharing (n.), file-sharing (adj.)** Two words. Note hyphenation of adjective.

Use lowercase unless you're referring to a specific onscreen element that is capitalized.

Turn on file sharing.

Click the File Sharing icon.

**file system (n.), file-system (adj.)** Two words. Note hyphenation of adjective.

**File Transfer Protocol** See **FTP**.

**file types** A file type name should be in code font and must consist of exactly four characters (one of which may be a space) inside straight, single, code font quotation marks; for example, 'TEXT', 'APPL', 'BIN'.

**FileVault** A security feature in System Preferences. Note capitalization.

**Final Cut Express HD** A digital video editing application. Note capitalization.

**Final Cut Pro** A professional-level digital video editing application. Note capitalization.

**Final Cut Studio** The suite of integrated video and audio production software that includes Final Cut Pro, Soundtrack Pro, Motion, DVD Studio Pro, and other applications. Note capitalization.

**Finder** The program that keeps track of files and folders and displays the desktop. Note capitalization.

- *User documentation:* In user documentation, when you discuss activities the user performs or things the user sees on the desktop, use *desktop* or, if necessary for the sake of identification, *Finder desktop*. You can also speak of *finding items in the Finder* or *opening a window in the Finder*. Avoid using *go to a location in the Finder*.

A window opens in the Finder.

- *Developer documentation:* In developer documentation, use *Finder* to describe the application.

The Finder obtains the type and creator codes from the information stored in the bundle.

Compare **desktop**.

**firewall** One word; use lowercase.

**FireWire** A high-speed industry-standard technology (IEEE 1394) developed by Apple for connecting peripheral devices to personal computers. Note capitalization.

Products are *FireWire equipped*, not *FireWire enabled*. A FireWire cable is described according to its connector type, such as a *4-pin-to-6-pin FireWire cable*.

**first person** Don't use; rewrite in terms of the reader or the product.

**fixed-width (adj.)** Preferred term to describe fonts, such as Courier, in which each character takes up the same amount of space on the line. Synonymous with *monospaced*.

**flashing** Don't use to describe the insertion point; use *blinking* for this purpose.



**flash memory** Note lowercase. Flash memory card formats include CompactFlash, Memory Stick, MultiMedia Card (MMC), Secure Digital (SD), and SmartMedia.

**flatbed scanner** Note that *flatbed* is one word.

**flat-blade screwdriver** Note hyphenation.

**flat-panel (adj.)** Note hyphenation.

**flip foot** Two words; no hyphen.

**Fn key** Capitalize when you refer to the Fn key on a laptop computer. On first occurrence, you can say *the Fn (Function) key*; thereafter, use *the Fn key*.

**folder** An organizational unit, or container, used to organize files and other folders into a hierarchical structure known as a *file system*. In developer documentation, folders are usually referred to as *directories*.

- *Capitalization:* Capitalize folder names according to how they are named and how they appear on the screen. If the word *Folder* doesn't appear in the folder name, don't capitalize the *f*.

Communications folder [The word *folder* doesn't appear on the screen.]

System folder [In Mac OS X, the word *folder* doesn't appear on the screen.]

System Folder [In Mac OS 9, the word *Folder* appears on the screen and is capitalized.]

- *Folders for different users:* When you refer to folders on a computer used by more than one person, you need to distinguish only the folders that are not accessible to all users. For example, the top-level applications folder that's accessible to all users of a computer is *the Applications folder*. An individual user's applications folder is *a user's Applications folder* or *your Applications folder*.

See also **directory**.

**font** For outline fonts, a complete set of characters in one typeface (such as Times or Garamond) and style. For bitmap fonts, a complete set of characters in one typeface, size, and style. Don't use *face*. Compare **font family**; **typeface**.

**Font Book** The Mac OS X application for previewing, installing, organizing, and finding fonts. Note capitalization.

**font family** Use to refer to a complete representation of characters for one typeface, including all available sizes and styles (for example, Times or Garamond). A font family may include both bitmap and outline fonts. Compare **font**; **typeface**.

**Font panel** The systemwide window (named *Font* or *Fonts*) for selecting fonts, styles, sizes, and other text features.

**font size** Not *type size*. When the meaning is clear, it's OK to use just *size*.

**font style** Not *typestyle* or *typeface attribute*. Refers to one or more attributes such as boldface, underline, italic, shadow, and so on. When the meaning is clear, it's OK to use just *style*.

**footnotes** See **tables** ("Table notes and footnotes").

**force quit** Don't use *force quit* as a verb.

*Correct:* You can force an application to quit.

*Incorrect:* You can force quit an application.

**format (n.)** Refers to the arrangement and appearance of text, graphics, and other elements (such as footers) on a page.

**format (v.)** When you refer to disks, *format* and *initialize* mean the same thing.

**form feed (n.), form-feed (adj.)** Note hyphenation of adjective.

**Fortran** Note capitalization.

**forward compatibility** Not *future compatibility* or *upward compatibility*.

**forward-compatible (adj.)** Note hyphenation.

**Forward Delete key** See **Fwd Del key**.

**fps** Abbreviation for *frames per second*. Note lowercase; spell out on first occurrence. Include a space between the number and *fps*: *24 fps*.

**fractions** In user documentation, spell out fractions whose denominator is 10 or lower in running text except in specification lists, technical appendixes, or tables. For spelled-out forms, hyphenate the fractions: *one-tenth*, *one-fifth*, *three-fourths*.

This application uses one-fifth of available memory.

The other application uses only 1/20 of available memory.

When you express a noninteger greater than 1 in fractional form, use a mixed numeral rather than an improper fraction.

*Correct:* 1 1/6

*Incorrect:* 7/6

**frames per second** See **fps**.

**free** Don't use to refer to available random-access memory (RAM) or storage space; use *available*.

**freeze** Use to refer to the behavior of a pointer on the screen. Avoid using *freeze* as a noun or to refer to something the computer does. Instead, use a phrase such as *not responding*.

*Correct:* If the pointer freezes on the screen, or the computer stops responding to the mouse or keyboard, follow these instructions.

*Incorrect:* If the computer freezes, follow these instructions.

*Incorrect:* If you experience a freeze, follow these instructions.

**frequently asked questions** See **FAQ**.

**front, frontmost** The active window is the *front* or *frontmost* window. See also **active**; **in front**.

**Front Row** The full-screen interface for playing music, photo slideshows, videos, and DVDs. Note capitalization.

**FTP** Abbreviation for *File Transfer Protocol*. Note capitalization of spelled-out version. Avoid as a verb; use *transfer files* instead. The UNIX command `ftp` is all lowercase. In the term *anonymous FTP*, the *a* is lowercase.

*Correct:* You use FTP software to transfer files from a remote computer to your hard disk.

*Correct:* You use the `ftp` command to transfer files from a remote computer to your hard disk.

*Incorrect:* You can FTP files from a remote computer to your hard disk.

**full-duplex (adj.)** Note hyphenation.

**full-height (adj.)** Note hyphenation. Not *full-high*.

**functionality** Avoid. Use *function*, *feature*, or another appropriate term, such as *behavior*, *performance*, *speed*, *capacity*, *reliability*.

**Function key** See **Fn key**.

**function keys** The keys on a keyboard labeled *F1*, *F2*, *F3*, and so on. Note that *function* is lowercase.

**future tense** Whenever possible, use present, not future, tense. Don't switch unnecessarily from present to future tense when present tense is sufficient to express a sequence of steps or events.

- *Conditional constructions:* Use present tense for conditional constructions such as the following.

*Correct:* If the `noWait` parameter is `true`, play from the disk stops immediately, and program control returns to the caller.

*Incorrect:* If the `noWait` parameter is `true`, play from the disk will stop immediately, and program control will return to the caller.

- *Future events:* Future tense is sometimes appropriate—for example, when a product described is not yet available.

The configuration of the slot connector will change whenever a newer, more powerful microprocessor is used in the Macintosh family.

Interapplication communication will play an increasingly important role in system software.

**Fwd Del key** Abbreviation for *Forward Delete*. A key on the Apple Keyboard that deletes the character to the right of the insertion point. The key is labeled *del*, and it also has a right-pointing arrow outline with an *x* in it. Spell out on first occurrence.

Keyboards on portable Macintosh computers don't have this key. On Windows keyboards, the equivalent key is the Delete key, and the key that is equivalent to the Macintosh Delete key is the Backspace key.

Compare **Delete key**.

## G

**G3, G4, G5** These terms can be used to refer to the PowerPC G3, G4, or G5 processor, respectively, or to computers containing the PowerPC G3, G4, or G5 processor. The full name is preferred, but it's OK to use terms such as *G5 processor*, *G5 computer*, or *G5* as long as the meaning is clear.

Don't use variations of the names of products, such as *G3 iBook*, *iMac G4*, or *G5 Power Mac*. See also **Power Mac**; **PowerPC**.

**GarageBand** An application for playing, recording, and creating music, included in iLife. Note capitalization.

**GarageBand Jam Pack** Music content packages for use with GarageBand and other audio applications. OK to shorten to *Jam Pack*. Note capitalization.

**GB (n., adj.)** Abbreviation for *gigabyte*. Spell out on first occurrence.

- *Noun*: In the noun form, use a space between the numeral and the abbreviation. The preposition *of* is necessary before the unit that the value quantifies.

2 GB of memory

- *Adjective*: Don't hyphenate the adjective form.

2 GB memory

**Gbit (n., adj.)** Abbreviation for *gigabit*. Spell out on first occurrence.

- *Noun*: In the noun form, use a space between the numeral and the abbreviation. The preposition *of* is necessary before the unit that the value quantifies.

10 Gbit of memory

- *Adjective*: Don't hyphenate the adjective form.

10 Gbit memory

**Gbit/s** Standard abbreviation for *gigabits per second*. Spell out on first occurrence. See also **Gbps**.

**Gbps** Customary abbreviation for *gigabits per second* used by some Apple groups. See also **Gbit/s**.

**GB/s** Standard abbreviation for *gigabytes per second*. Spell out on first occurrence. See also **GB/sec**.

**GB/sec.** Customary abbreviation for *gigabytes per second* used by some Apple groups. See also **GB/s**.

**gender stereotypes** See **fair language**.

**General Controls panel (Classic)** Note capitalization and spelling. Not *General control panel* or *General Controls control panel*. (The homologue in Mac OS X is General preferences.) See also **control panel**.

**GHz (n., adj.)** Abbreviation for *gigahertz*. Spell out on first occurrence.

- *Noun*: In the noun form, use a space between the numeral and the abbreviation.

at a rate of 3 GHz

- *Adjective*: Don't hyphenate the adjective form.

a 3 GHz processor

**GIF** Acronym for *Graphics Interchange Format*, a bitmapped graphics file format that includes data compression. Note capitalization. Pronounced with a hard *g*. See also **file formats**.

**gigabit** See **Gbit**.

**Gigabit Ethernet (1000Base-T)** Note capitalization. A standard that allows data transmission rates of up to 1 gigabit per second (1000 megabits per second). See also **Ethernet**; **Fast Ethernet**; **Fiber Gigabit Ethernet**.

**gigabits per second** See **Gbit/s**; **Gbps**.

**gigabyte** See **GB**.

**gigabytes per second** See **GB/s**; **GB/sec**.

**gigaflops** One billion floating-point operations per second. One word; note lowercase.

**gigahertz** See **GHz**.

**glossary** The writer and editor determine whether a document needs a glossary. See Chapter 5, “How to Write a Glossary,” on page 183, for guidelines on preparing a glossary.

**glyph** In discussions of font technology, use when necessary to refer to the distinct visual representation of a character that a display device, such as a computer screen or printer, can display. In some non-Roman writing systems, several different glyphs may be used to represent a single character.

**Gopher** Note capitalization. Use as an adjective (a Gopher site, a server with Gopher software). The UNIX command `gopher` is all lowercase.

**GPU** Abbreviation for *graphics processing unit*. Note lowercase in spelled-out version. See also **graphics card**.

**Grab** An application (utility) included with Mac OS X. Don't use as a verb.

**graphic (adj.)** Not *graphical*, except in *graphical user interface*. Compare **graphics**.

**graphical user interface** Note lowercase. Don't use the acronym *GUI*.

**graphics (n., adj.)** Use *graphics* (not *graphic*) as an adjective in reference to the field of graphic art or graphic design.

You can use advanced graphics software on the Macintosh.

**graphics card** Use for the card that controls display of the computer interface on the primary display. Not *video card*. See also **GPU**.

**Graphics Interchange Format** See **GIF**.

**graphics processing unit** See **GPU**.

**Graphite appearance** Note capitalization. An appearance available in Mac OS X.

**gray** Not *grey*.

**grayed** Don't use; use *dimmed* or *highlighted in gray*, depending on the context.

**grayscale (n., adj.)** One word.

**greater-than sign ( > )** Note hyphenation. Not *greater-than symbol*. You can also use *right angle bracket* if appropriate in the context. Compare **angle brackets**.

**grey** Don't use; use *gray*.

**grounded outlet** Not *grounding-type outlet*.

**grow box** Don't use; use *resize control*.

## H

**half-duplex (adj.)** Note hyphenation.

**half-height (adj.)** Note hyphenation. Not *half-high*.

**halt** Refers to what happens when the operation of a program stops. Compare **exit**; **interrupt**; **quit**; **stop**.

**handshake, handshaking** One word. See also **XON/XOFF**.

**hang** Don't use as a description of the computer's behavior in response to a system error; use a phrase such as *not responding*.

*Correct:* If the computer does not respond to input from the keyboard or mouse, a system error may have occurred.

*Incorrect:* If the computer hangs, a system error has probably occurred.

See also **freeze**.

**"happy Macintosh" (Classic)** Refers to the startup icon. Use quotation marks. Not *happy Mac*.

**hard disk (n., adj.)** Use *hard disk* to refer to a disk and its contents, or to the icon you see on the desktop or in a Finder window. Use *hard disk drive* or *hard drive* to refer to the mechanism that holds and accesses the disk. Don't use *hard drive* when you mean *hard disk*.

*Correct:* Install the administration software on the server's hard disk.

*Incorrect:* Install the administration software on the server's hard drive.

*Correct:* You can install a second hard disk drive in the expansion bay.

**hard drive** Use *hard drive* or *hard disk drive* to refer to the mechanism that holds and accesses a hard disk.

**HD (n., adj.)** Abbreviation for *high definition*. Spell out on first occurrence. Don't hyphenate the spelled-out version, even when it's used as an adjective: *high definition video*.

**HD disk** Don't use. Use *high-density disk*. Note hyphenation of spelled-out version.

**HDV** A format for recording and playback of high definition video on standard DV cassette tapes using a form of MPEG-2 compression. Don't use *HDV* to refer in general to high definition video. Related terms include the following:

HDV format, HDV standard, HDV video, HDV camera, HDV camcorder

**headings** See **text heads**.

**help** Use lowercase unless you're referring to the complete name of an application's help, such as Mail Help or iTunes Help.

You can search the help system for specific topics.

For more help, look in iPhoto Help.

**help book** The collection of HTML files that provides onscreen help for a particular product. Don't use in user documentation; use the product's specific name (for example, *Keynote Help*).

**Help button** A button that opens Help Viewer. The standard Help button has a question mark graphic. Note capitalization.

**Help Center** In some earlier versions of Mac OS X, the collection of all the help books installed on a user's computer and displayed in the Help Viewer window. In Mac OS X version 10.2, the contents of the Help Center appeared in a drawer that slid out from the Help Viewer window. Starting with Mac OS X version 10.3, the help files for just the active application appear in the Help Viewer window.

**help tags** Note lowercase. Use to refer to the instructional text that appears when the pointer hovers over an interface element in Mac OS X. Use *tooltips* only if that is the term used in the interface.

**Help Viewer** The application used to display HTML help files. Don't use *the* before *Help Viewer*. Two words; note capitalization.

**hexadecimal** In user documentation, don't use *hex* as a shorthand form. In developer documentation, *hex* is OK, but spell out *hexadecimal* on first occurrence. Use a preceding \$ to designate a hexadecimal number.

**hexagonal-head screw** Not *hex-head screw*.

**HFS** Abbreviation for *hierarchical file system*. Spell out on first occurrence. Avoid in user documentation; use *Mac OS Standard format* instead.

**HFS Plus** Note capitalization. Don't use *HFS+*. Avoid in user documentation; use *Mac OS Extended format* instead.

**hierarchical file system** See **HFS**.



**high bit (n.), high-bit (adj.)** Not *hi bit* or *hi-bit*. *High bit* is an acceptable short form for the noun *high-order bit*.

**high definition** See **HD**.

**highlight (trans. v.)** Don't use in user documentation. In developer documentation, don't use as an intransitive verb.

*Correct:* Your application should identify the selection range and highlight it properly.

*Incorrect:* The icon highlights when you click it.

Compare **highlighted; highlighting; select**.

**highlighted (adj.)** No hyphen. Not *hilighted*. Don't use *inverted* except in developer documentation. When explaining highlighting, use *a highlighted icon changes color* or *a highlighted icon is filled in*.

*Correct:* When you click the icon, it becomes highlighted.

*Incorrect:* When you click the icon, it highlights.

Don't use *unhighlighted* or *dehighlighted* for an item that isn't highlighted; use *not highlighted*.

**highlighting (n.)** No hyphen. Don't use in user documentation.

When an application displays a selection range, it marks the range with highlighting.

**high-order bit (n.)** Not *hi bit* or *hi-bit*. *High bit* is an acceptable short form.

**high resolution (n.), high-resolution (adj.)** Not *hi-res*. The short form *high-res* (n., adj.) is OK in developer documentation or when space constraints don't allow use of the full phrase (as in column heads in tables).

**Hindi** Don't use when you refer to the writing system used to represent Hindi and several other Asian languages; use *Devanagari*.

**hi-res** Don't use; use *high resolution* (n.) or *high-resolution* (adj.). See **high resolution, high-resolution**.

**hit (n.)** Don't use to refer to an item found in a search, or to the act of connecting to a webpage.

*Correct:* Many users connect to this website each day.

*Incorrect:* This website receives many hits per day.

**hit (v.)** Don't use to instruct users to press a key; use *press* instead. See also **push**.

**hold down** Use *hold down* to describe the act of pressing a key on the keyboard, the mouse button, or a mechanical button until a specified action or result occurs. Don't use *hold down* when you mean *press*. *Press* means to press and quickly release a key or mechanical button.

*Correct:* Hold down the C key while you restart the computer. [You press the C key continuously until the computer starts up.]

*Correct:* Press the I key to set an In point. [You press and quickly release the I key.]

*Incorrect:* Hold down the O key to set an Out point. [You press and quickly release the O key.]

See also **click; press**.

**home folder, home directory** In Mac OS X, a *home folder* is a folder for a user's personal use. Note lowercase.

Your home folder provides a secure place to keep your documents.

In developer documentation, use *home directory*.

See also **directory; folder; pathnames**.

**homepage** One word; note lowercase. Use to refer to a webpage that serves as the directory or entry point to a website. Don't use to refer to an entire website.

*Correct:* The Apple homepage has a link to the Apple Store, where you can purchase Apple products.

*Correct:* Visit the Apple website for more information about Apple products.

*Incorrect:* Visit the Apple homepage to purchase products.

**HomePage** When you refer to the .Mac service, *HomePage* is one word with an embedded cap.

**host name** Two words. Note the treatment of these similar terms:

device name, filename, pathname, user name, volume name

**hot link (n.)** Don't use as a verb. Don't use to refer to hypertext links in webpages; use *hypertext link* or just *link*.

**hot-pluggable** Avoid in user documentation.

**hot-swap (v.)** Note hyphenation. On first use, enclose in quotation marks and define. In user documentation, avoid the adjective form (*hot-swappable*).

**HTML** Abbreviation for *Hypertext Markup Language*. Spell out on first occurrence. Use lowercase when the abbreviation is part of a URL.

A file can be in HTML or *an HTML file*, but it is not *in HTML format* (because HTML is not a format).

If you know HTML, you can create webpages.

You can find the file at this address: <http://www.books.com/classics.html>

See also **Internet addresses; URL**.

**HTTP** Abbreviation for *Hypertext Transfer Protocol*. Use lowercase when the abbreviation is part of a URL. See also **HTML; Internet addresses; URL**.

**humor** Humor can enhance documentation by adding to a reader's enjoyment and by helping to lighten the tone. Humor usually works best in examples, where it is less likely to distract the reader.

Be careful that your humor is in good taste—one reader's joke can be another reader's insult—and keep in mind that humor may not translate well in localized text.

See also **fair language**.

**hypertext link** See **link (n.)**.

**Hypertext Markup Language** See **HTML**.

**Hypertext Transfer Protocol** See **HTTP**.

**hyphenation** In general, hyphenate two words that precede and modify a noun as a unit. Follow this rule especially when:

- Confusion might result if the hyphen were omitted, as in *parameter-list pointer* or *read-only memory*
- The second word is a participle, past or present, as in *binary-coded decimal* or *color-matching algorithm*
- The two modifiers are a number or a single letter and a noun or a participle, as in *32-bit color* or *D-shaped connector*

Follow these guidelines in various specific cases:

- *Units of measure*: When you use a spelled-out unit of measure in a compound adjective, hyphenate the compound (*3.5-inch floppy disk*). When you use an abbreviation or a metric unit of measure, including *KB*, *MB*, *mm*, and so on, don't hyphenate (*4 GB hard disk*).
- *Location compounds*: Hyphenate compounds such as *lower-left corner*, *top-right portion*.

- **Adverbs:** Don't hyphenate compounds with *very* or with adverbs that end in *-ly*.  
very high speed  
recently completed project
- **Keyboard shortcuts using combination keystrokes:** In combination keystrokes, use hyphens to signify that the first key or keys should be held down while the last key is pressed. (Don't use hyphens if each key should be pressed and released separately.) Be sure to explain this convention on first use.

Shift-Control-N

Esc N

When one of the key names in a combination keystroke is itself two words, use an en dash wherever you would ordinarily use a hyphen.

Option–right bracket

Command–Option–Up Arrow

Shift–double-click

Command–Shift–double-click

See also **dash (en)**.

|

**IAC** Abbreviation for *interapplication communication*. Note lowercase in spelled-out version; spell out on first occurrence.

**iApp, iApplication** Don't use; use *iLife*, *iLife applications*, *digital media applications*, *digital lifestyle applications*, or a specific application name, such as *iPhoto* or *iMovie HD*. Don't use *digital applications*.

**I-beam** Note capitalization. Refers to this pointer:



I

**iBook** A laptop computer for consumers and education. The names can be used with or without an article.

You can connect the iBook G4 to a wide range of peripherals.

iBook is designed for life on the go.

For a list of model names, see Chapter 3, “Apple Products,” on page 175.

**IC** Abbreviation for *integrated circuit*. Spell out on first occurrence. No apostrophe for the plural: *ICs*.

**iCal** An application for managing and sharing calendars. Note capitalization.

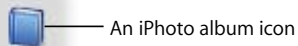
**iCards** The .Mac service for creating and sending electronic greeting cards. Note capitalization. Users create *an iCard* or *iCards*.

**iChat** Instant messaging software for finding and chatting with friends and associates online. Note capitalization.

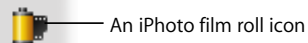
**iChat Server** Software included with Mac OS X Server. Don't precede with *the*. Note capitalization.

**icon** An icon is a graphic that represents another item, such as a file in a Finder window or an album in iPhoto.

- *Icons that don't act like buttons:* If an element in the user interface looks like an icon (displays a picture and does not appear three-dimensional) and doesn't act like a button (does not initiate an action when clicked), always call it an *icon*. For example, always call the following items *icons*:



An iPhoto album icon



An iPhoto film roll icon



A hard disk icon

- *Icons that act like buttons*: If an element in the user interface looks like an icon (displays a picture and does not appear three-dimensional) but acts like a button (causes something to happen when clicked), you can call it either a *button* or an *icon*.
- *Unnamed icon*: If an icon does not have a label (and there is no established name for the icon), consult your editor to determine what to call the icon. Use lowercase for the name of the icon. To refer to an unnamed icon, follow this form:

the headphones (🎧) port

the Add (+) button

See also **button**.

**icon view** A way to display and select items by viewing them as icons—for example, the icon view in Finder windows.

You can view items in Finder windows in icon view, list view, or column view.

**Icon View button** The leftmost button in the View control in Finder windows. Note capitalization.



**iDisk** The .Mac service that provides storage space for pictures, movies, website files, and other data. .Mac members have *an iDisk*. Note the distinction between *your iDisk* (on Apple's Internet servers) and *a local copy of your iDisk* (on the user's computer).

A user *synchronizes* (or *syncs*) his or her iDisk automatically or manually after creating a local copy.

**iDVD** A DVD authoring application, included in iLife. Note capitalization. iDVD is used to create *DVDs*, not *iDVDs*.

**i.e.** Don't use; use *that is*. See also **abbreviations and acronyms**.

**IEEE** Abbreviation for *Institute of Electrical and Electronics Engineers*. Spell out on first occurrence.

**if necessary** Avoid in user documentation. Describe the circumstance in which the action would be necessary.

*Correct*: If file sharing is not on, turn it on.

*Incorrect*: If necessary, turn on file sharing.

*Correct*: If the file size is larger than the maximum your mail program allows, compress the file.

*Incorrect*: If necessary, compress the file.

**iLife** A suite of digital media applications—iPhoto, iMovie HD, iDVD, GarageBand, and iTunes—installed on Macintosh computers and available in a retail package. Note capitalization.

**i.LINK** Don't use; use *FireWire*. (i.LINK is the Sony version of the technology.)

**IM** Abbreviation for *instant message* (n., v.) or *instant messaging* (n., adj.). Spell out on first occurrence. No hyphen in the spelled-out versions.

**iMac** An all-in-one desktop computer for consumers and education. The names can be used with or without an article.

The iMac G5 reinvents desktop computing.

iMac makes it easy to set up wireless networking.

For a list of model names, see Chapter 3, “Apple Products,” on page 175.

**IMAP** Acronym for *Internet Message Access Protocol*. Note capitalization of spelled-out version. Pronounced “eye-map.”

**imbed** Don't use; use *embed*.

**iMovie HD** An application for creating movies, included in iLife. Note capitalization. Don't use *iMovie* when you mean *a movie*.

*Correct:* You can open an existing iMovie HD project.

*Incorrect:* You can open an existing iMovie.

**Important** Use an Important notice to alert the reader to significant potential trouble spots that don't cause bodily injury, damage, or loss of data. (Those situations require a Warning notice.)

Use Important notices and other notices sparingly; they lose effectiveness if they appear too often. Avoid using an Important notice immediately before or after a Note or Warning notice, or immediately after a text head.

See also **Note; Warning**.

**Incorporated, Inc.** Spell out or abbreviate according to the particular corporation's preference.

**indeterminate progress bar** In developer documentation, the progress bar that has a spinning striped cylinder. In user documentation, use *progress indicator* and describe what it looks like.

*Developer documentation:* Use an indeterminate progress bar when the duration of a process can't be determined.

*User documentation:* A progress indicator (a spinning striped cylinder) lets you know that a process is taking place.

**index** For information about indexing, see Chapter 6, “How to Develop an Index,” on page 189, and your department guidelines.

**indexes** Not *indices*, unless you mean mathematical indices.

**indicator** See **progress indicator**; **submenu indicator**.

**indicator light** Not *LED*.

**information** Use instead of *data* in user documentation if it makes sense in the context.

**Info window** Not *Get Info window* or *Info box*.

**infrared** No hyphen.

**in front** Use to explain the term *active* (*the active window is in front of other windows*); subsequently, use *active*. You can also use to describe palettes and other windows that “float” on top of active windows. See also **active**; **front**, **frontmost**.

**initialize** When you refer to disks, *initialize* and *format* mean the same thing.

**inkjet** One word.

**inline** One word.

**in order to** Don’t use unless absolutely necessary; use just *to*.

**input (n., adj.)** Don’t use as a verb; use *enter* or *type*, depending on the context.

**Input menu** A menu that appears at the right side of the menu bar, with other menu bar extras, when the user has selected at least one item in the Input Menu pane of International preferences. The menu’s icon is a flag. Note capitalization.

**input/output** See **I/O**.

**insertion point** Use to describe the point at which the user types or inserts data.

The vertical blinking bar marks the insertion point.

See also **cursor**; **pointer**.

**inside** Not *inside of*.



**install** You install items **on** a disk, not *onto* a disk. Don't use *install* as a noun. See the examples in **installation**.

**installation** Don't use *install* when you mean *installation*.

*Correct:* Insert the installation disc.

*Incorrect:* Insert the install disc.

**Installer, installer** Capitalize when you refer to a specific program but not when you refer to installers in general.

The iWork Installer application asks you to specify where to install the software.

You can install some applications by dragging them to your Applications folder; other applications require an installer.

**instant message, instant messaging** See **IM**.

**Institute of Electrical and Electronics Engineers** See **IEEE**.

**insure** See **ensure, insure**.

**integrated circuit** See **IC**.

**interapplication communication** See **IAC**.

**interface card** Refers to a type of peripheral card that implements an interface to other devices.

**Integrated Services Digital Network** See **ISDN**.

**internal disk drive** Use either *internal disk drive* or *built-in disk drive*.

**internet** Short for *internetwork*; refers to any large network made up of a number of smaller networks. Compare **Internet**; **intranet**.

**Internet** Refers to the worldwide network made up of interconnected networks that use the TCP/IP networking protocol. When used as a noun, always preceded by *the*. Don't use *Internet* and *World Wide Web* or *web* interchangeably; the web is just one part of the Internet. Compare **internet**; **intranet**.

**Internet addresses** An Internet address can specify an address on the World Wide Web (WWW) or on other Internet sites, such as File Transfer Protocol (FTP) and Telnet sites. The part of the address before the colon, called the *scheme*, indicates the protocol that is used for transferring data from the server to the user's computer.

*website:* http://samples.examples.com

*FTP site:* ftp://myfiles.hobbies.org

*Telnet site:* telnet://games.transfer.com

An Internet address includes a suffix that indicates the domain to which the address belongs. Examples of domain suffixes include:

.edu—educational organizations

.com—commercial organizations

.mil—military organizations

.org—nonprofit organizations

.uk, .fi—networks located in the United Kingdom, Finland

- *Font:* Use plain text for an Internet address. In print documents, don't underline the address or use quotation marks around it.
- *Line breaks:* Avoid breaking Internet addresses; set them on a separate line if necessary.
- *Punctuation:* If an Internet address ends a sentence, it's OK to use a period.
- *References:* When you refer to a website or page, use a generic name (for example, *the Apple website*) rather than the specific title (for example, *Welcome to Apple Computer*), because webpage titles change frequently.

If a reader can figure out how to get to the specific information needed from the homepage of a whole site, refer to that page rather than to a specific page, because organization of sites frequently changes.

See also **email addresses; HTML; HTTP; URL.**

**Internet Message Access Protocol** See **IMAP.**

**Internet Protocol** See **IP.**

**Internet service provider** See **ISP.**

**interprocess communication** See **IPC.**

**interrupt** Use as a verb when you describe what happens at the hardware level when a running program is stopped. Hardware *interrupts* a running program; a user stops a running program. OK to use *interrupt* as a noun in developer documentation. Compare **exit; halt; quit; stop.**

**into, in to** Use *in to* when *in* is part of the verb. Use *into* when *into* is part of the verb.

*Correct:* Log in to the computer.

*Incorrect:* Log into the computer.

See also **onto, on to; plug in, plug into**.

**intranet** A private network, usually owned by a corporation or institution (*your company's intranet*). Note lowercase. Compare **internet; Internet**.

**in-use light** Note hyphenation.

**inverted** Don't use when you mean *highlighted*.

**I/O** Abbreviation for *input/output*. Note lowercase and slash. Spell out on first occurrence.

**IP** Abbreviation for *Internet Protocol*. Note capitalization of spelled-out version. Spell out on first occurrence.

**IPC** Abbreviation for *interprocess communication*. Note lowercase in spelled-out version.

**iPhoto** An application for importing, organizing, editing, and sharing digital photos, included in iLife. Note capitalization. Don't use when you refer generally to photos or pictures.

*Correct:* You can use iPhoto to place your pictures in an album.

*Incorrect:* You can email your iPhotos to friends.

**iPod** A portable digital music player for Mac and Windows. The product family includes iPod, iPod nano, iPod shuffle, and iPod U2 Special Edition. Previous products include iPod mini and iPod photo. You can use *iPod* to refer to the iPod family. The names are typically used without an article, but it's OK to include the article.

You can copy photos to iPod and view them on the go.

You can sync podcasts to the iPod.

- *iPod names:* Always include *iPod* in the name; don't use *mini, nano, photo, or shuffle* alone. Don't capitalize iPod names even in title-style heads.
- *Possessives and plurals:* Rewrite to avoid the possessive and plural forms. For example, to make *iPod* plural, use a phrase such as *iPod digital music players, iPod music players, or iPod players*.

**iPod Universal Dock** A dock for use with different iPod models via dock adapters. Note capitalization.

**IrDA** Abbreviation for *Infrared Data Association*. Note capitalization.

**ISDN** Abbreviation for *Integrated Services Digital Network*. Spell out on first occurrence.

**iSight** Digital video camera for videoconferencing and audioconferencing. OK to use without an article.

**ISP** Abbreviation for *Internet service provider*; not *ISP provider*. Note capitalization of spelled-out version. Spell out on first occurrence.

**iSync** Synchronization software included with Mac OS X. Note capitalization; not *iSynch*.

**italics** Follow these guidelines for using italics.

- *References to titles of discs and titles of documents*: Italicize the entire title.

See the *Power Mac G5 Setup Guide*.

- *Letters as letters, words as words, and phrases as phrases*: Italicize.

the *i*, the *o*'s

the word *boot*

the phrase *Welcome to Macintosh*

*But*: type Q, press Command-S

- *Emphasis*: Use italics to emphasize a word or phrase, but don't overdo this use of italics.

Make sure that the power cable is plugged in and that *power is available* at the outlet.

- *Metasymbols in syntax examples*: Italicize metasymbols.

Read (*[file,]var*)

- *Terms that stand for or define other terms*: Use italics, not quotation marks, for terms after *stands for*, *labeled*, *named*, *termed*, *the term*, and so on. If the term is an onscreen element, however, use plain text for elements whose names are capitalized title style; use plain text in quotation marks for elements whose names are capitalized sentence style.

INIT stands for *initialize*.

A folder named New Folder appears.

Click the checkbox labeled "Keep lines together."

- *When italics aren't available*: When italics aren't available, such as in some text designed to be read only on the screen, use quotation marks for references to titles of discs and documents and for letters as letters, words as words, and phrases as phrases.

**iTunes** Digital jukebox software for Mac and Windows, included with iLife and iPod. Note capitalization.

**iTunes Music Store** The music download store built into iTunes. Not *Apple Music Store*. In general references, it's OK to use *music store*. Music and other features are available *in, on, at, or from* the iTunes Music Store, depending on the context.

Find your favorites online at the iTunes Music Store.

Buy your favorites from the music store.

**iWork** Productivity software that includes Keynote and Pages. Note capitalization.

## J

**jack** A small, round, 1-pin socket used in audio and video connections. Don't use *connector* to refer to a jack. See also **connector**; **port**; **slot**; **socket**.

**jargon** Avoid jargon whenever possible. Define technical terminology on first occurrence.

**Joint Photographic Experts Group** See **JPEG**.

**JPEG** Acronym for *Joint Photographic Experts Group* (pronounced "JAY-peg"). *JPEG* usually refers to the image compression standard that this group developed for color and grayscale images. Note capitalization; it's not necessary to spell out *JPEG* on first occurrence.

**justification** Don't use to refer to the alignment of text to the right or left margin; use *alignment*. Text that is aligned on both the right and the left margins is *justified*. Compare **alignment**.

## K

**K** Abbreviation for the number 1024. Never use *K* as an abbreviation for the number 1000. Don't use *K* as an abbreviation for *kilobyte*; use *KB*.

**KB (n., adj.)** Abbreviation for *kilobyte*. Spell out on first occurrence.

- *Noun*: In the noun form, use a space between the numeral and the abbreviation. The preposition *of* is necessary before the unit that the value quantifies.

800 KB of memory

- *Adjective*: Don't hyphenate the adjective form.

a 678 KB file

**kbit (n., adj.)** Abbreviation for *kilobit*. Spell out on first occurrence.

- *Noun*: In the noun form, use a space between the numeral and the abbreviation. The preposition *of* is necessary before the unit that the value quantifies.

256 kbit of memory

- *Adjective*: Don't hyphenate the adjective form.

256 kbit device

**kbit/s** Standard abbreviation for *kilobits per second*. Spell out on first occurrence. See also **kbps**.

**kbps** Customary abbreviation for *kilobits per second* used by some Apple groups. Exception to the SI standard of *kbit/s*. See also **kbit/s**.

**KB/s** Standard abbreviation for *kilobytes per second*. Spell out on first occurrence. See also **KB/sec**.

**KB/sec**. Customary abbreviation for *kilobytes per second* used by some Apple groups. Exception to the SI standard of *KB/s*. See also **KB/s**.

**Kbyte** Don't use. Use *KB*.

**Kerberized** OK to use to mean *configured for Kerberos authentication* or *able to be configured for Kerberos authentication*.

When a Mac OS X user is authenticated using Kerberos, the user doesn't have to enter a user name and password every time a Kerberized service is used.

To take advantage of the single sign-on feature, users and services must be Kerberized—configured for Kerberos authentication—and use the same Kerberos Key Distribution Center (KDC) server.

**Kerberos** A network authentication protocol. Note capitalization.

**key, keys** Use to describe something on the keyboard (*press the Option key*). You don't need to say *key on the keyboard*. You *press* a key; you *type* a character, word, or phrase.

In general, don't use articles and the word *key* in references to keys. Ease the user into this construction by using *the* and *key* the first time you mention a keystroke.

Press the Control key.

- *Modifier keys*: Capitalize the names of modifier keys.

Command key, Shift key, Option key, Control key, Esc key

- *Keyboard shortcuts using combination keystrokes*: In combination keystrokes, use hyphens to signify that the user should hold down the first key or keys while pressing the last key.

Don't use a hyphen if each key should be pressed and released separately. Be sure to explain this convention on first use.

Shift-Control-N

Esc N

Capitalize but don't italicize or use code font for letters used as key names.

Command-C

Command-X

Use this order for modifier keys: Command, Shift, Option, Control.

- *Two-word key names:* When one of the key names in a combination keystroke is two words or a hyphenated word, use en dashes where you would ordinarily use hyphens.

Option–right bracket

Command–Option–Up Arrow

Command–Shift–double-click



- *Punctuation keys:* When a punctuation key is used in a combination keystroke, use lowercase for the punctuation key name.

Command-period

Shift-Option-hyphen

- *Key graphics:* With graphic representations of combination keystrokes (in tables, for example), use the plus sign (+), instead of a hyphen, between keys.

 +  + 

 + 

- *Escape, Forward Delete, and Function:* It's OK to abbreviate the key names *Escape*, *Forward Delete*, and *Function* (the Fn key on a laptop computer).

Esc, Fwd Del, Fn

Spell out the key names on first use. Don't abbreviate any other key names, except when space is very tight (in table heads, for example).

See also specific key names.

**keyboard equivalent** Don't use; use *keyboard shortcut*.

**keyboard focus** The location where your actions take effect when you use the keyboard. When using VoiceOver, the keyboard focus can be different from where the VoiceOver cursor is focused.

**keyboard icon** Not *script symbol* or *script icon*. Refers to the small icon associated with each keyboard layout. These icons are used in the Input menu and the Input Menu pane of International preferences.

**Keyboard menu (Classic)** Not *Script menu*. In Mac OS X, the equivalent menu is the Input menu.

**keyboard shortcut** Use instead of *keyboard equivalent*. See also **key, keys**.

**keychain, Keychain Access** A keychain stores certificates and passwords for servers, Internet resources, and applications. Users create *keychains* by using the *Keychain Access application*. Note capitalization.

**key-down (adj.)** Note hyphenation.

**Keynote** The presentation application included in iWork. Note capitalization.

**keypad** One word. Use *keypad* or *numeric keypad*, not *numeric keyboard*.

**keypress** One word.

**keystroke** One word.

**key-up (adj.)** Note hyphenation.

**keyword** Refers to a special word that identifies a particular type of statement or command, such as *int* or *while*. Follow the capitalization style of the programming language involved.

The term *keyword* refers also to assigned identifiers in applications such as iPhoto.

Use keywords to make your photo albums easy to search.

**kHz (n., adj.)** Abbreviation for *kilohertz*. Spell out on first occurrence.

- *Noun*: In the noun form, use a space between the numeral and the abbreviation.  
at a rate of 44.1 kHz
- *Adjective*: Don't hyphenate the adjective form.  
a 44.1 kHz rate

**kilobit** See **kbit**.

**kilobits per second** See **kbit/s; kbps**.

**kilobyte** See **KB**.

**kilobytes per second** See **KB/s; KB/sec**.

**kilohertz** See **kHz**.

## L

**L2 cache, L3 cache** See **level 2 cache, level 3 cache**.

**labeled, labeling** Not *labelled, labelling*.

**labels** See **figure text**.

**LAN** Acronym for *local area network*. Spell out on first occurrence. No hyphen in the spelled-out version.



**laptop computer** OK to use to refer generically to Apple portable computers. When you refer to a specific model (such as an iBook or a PowerBook), it's preferable to use the model name. You can also use *portable computer* or *Notebook computer* generically. On first occurrence, use *laptop computer* or *notebook computer*. Thereafter it's OK to use *laptop* or *notebook* alone as a noun. Don't use *portable* alone as a noun.

**laserdisc** One word.

**later** See **earlier, later**.

**latest** Don't use to refer to a specific software update. Instead, use only the version number (or a date, in technical support documents), or use *or later* to indicate a range of updates. It's OK to use *latest* if you're generally instructing users to keep their software up to date.

*Correct:* To use this feature, you must have iPhoto 4 or later installed.

*Correct:* For the best results, make sure you're using the latest version of Mac OS X.

*Correct:* Make sure you have installed Firmware Update 4.1.2.

*Incorrect:* The latest update is Firmware Update 4.1.2.

See also **most recent; version**.

**launch** Don't use in user documentation when you mean to *open* a program. OK to use in developer documentation.

**LED** Don't use in user documentation unless you have a specific reason (to distinguish from LCD, for example). Use *light* or *indicator light*.

**Left Arrow key** When you refer to more than one of the arrow keys, *arrow* is lowercase (as in *the arrow keys*).

**left-hand** Avoid except in reference to left-hand (verso) pages; use just *left* whenever possible.

**leftmost** No hyphen.

**left side** Not *left-hand side*.

**less, fewer** Use *less* for quantity or bulk; use *fewer* for countable items.

The fewer devices in your network system, the less cable you need.

**less-than sign (<)** Note hyphenation. Not *less-than symbol*. You can also use *left angle bracket* if appropriate in the context. Compare **angle brackets**.

**let** Avoid using *let* when you can restructure the sentence so that the reader is the subject.

*Acceptable:* The Sort command lets you sort items in your document.

*Preferable:* You use the Sort command to sort items in your document.

*Or:* You sort items in your document with the Sort command.

See also **allow; disable, disabled; enable, enabled**.

**letters as letters** Italicize a letter when it is used as a letter (in documents designed to be read only onscreen, use quotation marks).

- *Plural:* Avoid using the plural; if you must, use an apostrophe and an *s* to form the plural, but don't italicize the apostrophe or the *s*.

*o's, p's, s's*

- *Fonts:* When you discuss fonts and character formation, using italics for letters as letters may be misleading—for example, when you discuss a particular character in plain style. In such cases, use quotation marks.

The letter “*â*” can be converted to “*a*.”

- *Key names:* Don't italicize a letter when you use it as the name of a key.

Press Command-Q.

**level 2 cache, level 3 cache** Note lowercase. Can be abbreviated as *L2 cache* or *L3 cache*. Don't use *secondary cache* or *second-level cache* when you mean *L2 cache*. See also **backside cache**.

**like (suffix)** Close up words ending with *like* unless the word is a proper name or a compound term, or the resulting word is difficult to read.

businesslike, Ethernet-like, typewriter-like

**limited warranty** Note lowercase.

**line** Not necessarily the same as *statement*. One line may contain several statements, and one statement may extend over several lines.

**line breaks** Don't break a line between *Part, Chapter, or Appendix* and its number or letter; between *Figure or Table* and its number; between *slot or port* and its number; or between a product name and its number. Don't break a line within an email address or URL.

**line feed (n.), line-feed (adj.)** Note hyphenation of adjective.

**link (n.)** In a hypertext document, such as a webpage, a link is a connection between an element in the document (text or graphics) and a different element in the document or another document, file, or script. A user clicks the link to go to another page or perform an action.

The term *hypertext link* is an acceptable synonym. Avoid using *follow a link*; use *click a link* instead.

*Correct:* Click a link on the homepage to go to another page.

*Incorrect:* Follow the link to the page of your choice.

**link (v.)** OK to use when you describe the act of creating a link in a webpage, but don't use *link* to describe connecting to a webpage.

*Correct:* When creating a webpage, be sure to link to other interesting webpages.

*Incorrect:* Click the map to link to other pages in the site.

**lists** Three types of lists are available: bulleted, multicolumn, and numbered.

Avoid nesting bulleted lists within bulleted lists or numbered lists within numbered lists. Also avoid using combinations of numbered and bulleted lists that contain more than a few items. In such cases, the hierarchy can easily become confusing. See also **lists (bulleted)**; **lists (multicolumn)**; **lists (numbered)**.

**lists (bulleted)** Use a bulleted list when you want to stress the parallelism of a number of options, elements, rules, or instructions that need not be presented or performed in a particular order.

- *Introductory punctuation:* Precede all lists with colons, whether the sentence before the colon is a complete thought or a partial thought (exception to *The Chicago Manual of Style*). See also **colons**.
- *Capitalization:* All list items start with a capital letter unless the word is a product name that begins with a lowercase letter, or, in developer documentation, is a computer literal that begins with a lowercase letter.
- *Punctuation within a list:* List items that are fragments or that complete the thought started by the main clause have no period; list items that are complete sentences have a period.
- *Parallelism:* Within a single list, all bulleted items should be parallel.
- *A regular sentence broken into a list:* This type of list emphasizes the parts of a series. The syntax of the sentence is unbroken.

Using Sherlock, you can:

- Find movie times and locations
- Look for specific text on the web
- Check stock prices

- *A simple list*: The main clause is an independent clause and each bulleted item is a sentence fragment.

The kernel environment has five major components:

- Mach
- BSD
- Device drivers and the I/O Kit
- Networking
- File systems

- *A complex list*: The main clause is an independent clause and each bulleted item is a complete sentence.

Follow these guidelines for password systems:

- Allow passwords to contain both alphabetic and numeric characters.
- Allow passwords to be as long as is practical.
- Never display the password on the screen in clear text, not even while the user is typing it.
- Provide a way for the user to verify the password when it is entered or changed.

See also **lists**.

**lists (multicolumn)** Use a multicolumn list when you want to present simple data in tabular form without all the formal parameters of a table. You can use column heads if you wish. A multicolumn list does not have spanners, row titles, or stubs, and it does not use horizontal rules, as a table does.

- *Numbers and titles*: Multicolumn lists do not have numbers or titles. If you need to refer to a list in text anywhere other than in the paragraph preceding the list, use a standard table.
- *Length*: Don't use a multicolumn list for very complex sets of information or for very lengthy lists of data. The entire list should not exceed one page; for best results in page layout, it should probably be no more than half a page long.

Here are some examples of file types:

- 'APPL' Launchable application
- 'MOOV' QuickTime movie
- 'TEXT' Stream of ASCII characters
- 'GIF' Animated GIF file
- 'Midi' MIDI file

See also **lists**.

**lists (numbered)** Use a numbered list when you want to stress the sequential nature of steps, rules, or instructions. In numbered task lists (steps), each item should be a complete sentence. Use sentence-style capitalization for each item and end each item with closing punctuation.

**To burn a CD:**

- 1 Insert a blank disc into your computer.
- 2 In iTunes, select the playlist you want to put on the disc.
- 3 Click the Burn button.

See also **lists**.

**list view** A way to display items in a list, with one or more columns of data—for example, the list view in Finder windows.

**List View button** The middle button in the View control (in Finder windows). Note capitalization.



**lithium-ion (adj.)** Note hyphenation. See also **batteries**.

**live link** Don't use to refer to hypertext links in webpages; use *hypertext link* or just *link*.

**lo-bit** Don't use; use *low-order bit* (adj.) or *low bit* (n.).

**local area network** See **LAN**.

**localizable** Don't use.

*Correct:* An application that follows the human interface guidelines should be easy to localize.

*Incorrect:* An application that follows the human interface guidelines should be easily localizable.

**localization (n., adj.)** Many Apple publications written in English go through the localization process, which involves revision and translation for non-English-speaking users.

- *Idiomatic language:* To make the localization process easier, avoid idiomatic phrases such as these:

nitty-gritty details

start from scratch

piggy-backing

- *Examples and graphics:* Avoid examples and graphics that show events or activities specific to a particular nation or culture.
- *Conciseness:* Remember that text length may expand on translation, so keep paragraphs short and tight.

See also Chapter 7, “International Style,” on page 193.

**localize (v.)** Takes preposition *for*, not *to*.

*Correct:* Whether you localize your application for the French language or for French Canada, make sure you test its interface.

*Incorrect:* Whether you localize your application to the French language or to French Canada, make sure you test its interface.

**lock** Users *lock* documents or applications; they *write-protect* their disks. Disks are *copy-protected* by the manufacturer.

**logical operators** Don't use as verbs.

*Correct:* Using OR to combine x and y produces the result TRUE if either one is true or if both are true.

*Incorrect:* ORing x and y produces the result TRUE if either one is true or if both are true.

*Correct:* The directive uses the logical operator AND to compare the accumulator contents with the contents of memory specified by the operand.

*Incorrect:* The directive logically ANDs the accumulator contents with the contents of memory specified by the operand.

**Logic Express** Music creation and audio production software for musicians, producers, and composers. Note capitalization.

**Logic Pro** Advanced music creation and audio production software. Note capitalization.

**log in (v.), login (n., adj.), log out (v.), logout (n., adj.)** Use *log in to*, not *log into*.

*Correct:* You must log in as an administrator.

*Correct:* If you turn automatic login on for yourself, the computer opens your account when it starts up.

*Incorrect:* You must log into the computer.

Users *log in to* a file server (not *log on to*); users *log out of* a file server (not *log off*, *log off of*, or *log out from*).

*Correct:* You must log out of the server.

*Incorrect:* You must log out from the server.

*Incorrect:* You must log off the server.

You can use *login screen* to refer to the dialog that appears when a new user logs in to Mac OS X.

**login items** Applications or files that open automatically when the user logs in. In user documentation, it's preferable to use descriptive language (for example, *items that start up automatically*). The pane in the Accounts preference pane of System Preferences is named *Login Items* in Mac OS X v10.4, but *Startup Items* in Mac OS X v10.3.

**log on, log off** Don't use; use *log in* and *log out*.

**look up (v.), lookup (n., adj.)** Spell the verb as two words; close up the noun or adjective.

**lo-res** Don't use; use *low resolution* (n.) or *low-resolution* (adj.).

**low bit (n.), low-bit (adj.)** Note hyphenation of adjective. Not *lo bit* or *lo-bit*. *Low bit* is an acceptable short form of the noun *low-order bit*.

**lowercase (n., adj.)** One word; no hyphen. Don't use *lowercase* as a verb. When used in conjunction with *uppercase* as a noun (or to modify a noun), use *uppercase and lowercase* (both words spelled out, in that order).

**low-order bit (n.)** Not *lo bit* or *lo-bit*. *Low bit* is an acceptable short form.

**low resolution (n.), low-resolution (adj.)** Not *lo-res*. The short form *low-res* (n., adj.) is OK when space constraints don't allow use of the full phrase (as in column heads in tables).

## M

**.Mac** See **.Mac** on page 7.

**Mac** Use to describe Apple personal computers and related products: *Mac computer*, *your Mac*, *Mac users*, *the Mac platform*, *for Mac and Windows*, *Mac-compatible products*. *Mac* is typically preceded by an article.

Configure the Mac to suit your needs.

For a list of Macintosh model names, see Chapter 3, “Apple Products,” on page 175.

See also **Macintosh**; **Mac OS**.

**Mac Help** Note capitalization. See also **help**.

**machine** Don't use when you mean *computer*.

**machine language (n.), machine-language (adj.)** Note hyphenation of adjective.

**Macintosh** Use *Macintosh* to describe computers manufactured by Apple. Use *Mac-compatible* to describe hardware or software that works with the Mac OS.

- *Adjective*: *Macintosh* is most correctly used as an adjective, as in *Macintosh computer*. When you use *Macintosh* as a noun, place an article or a possessive before it to avoid anthropomorphizing (*the Macintosh*, *your Macintosh*).
- *Plural and possessive forms*: Don't use the plural (*Macintoshes*) in describing any of the Macintosh-family computers. If you must describe any Macintosh computer in the plural, add the word *computers* (*Macintosh computers*). Rewrite to avoid possessive forms of any Macintosh product name.
- *Model names*: Use the full Macintosh computer model name on a manual cover and title page. Avoid using the full model name in text. For example, refer to *your computer* or *the Macintosh computer* instead of *the Power Mac G5*.
- *Startup icons*: When you describe the startup icons in Mac OS 9, use “happy Macintosh” and “sad Macintosh” in quotation marks. Don't use *happy Mac* or *sad Mac*.

For a list of Macintosh model names, see Chapter 3, “Apple Products,” on page 175.

**Macintosh file sharing** Note capitalization. Include *Macintosh* when you need to specify the platform; otherwise, it's preferable to use just *file sharing*.

**Macintosh operating system** *Mac OS* is preferred. See also **Mac OS**.

**Mac mini** Apple's smallest desktop computer for consumers and education. Don't use *Mac Mini* even in title-style headings. The name can be used with or without an article.



**Mac OS** Two words. Use with an article (*the Mac OS*), except when including a version number (*Mac OS X v10.4*). Use *Mac-compatible* to refer to software or hardware that can be used with the Mac OS.

Use *Mac OS* to refer to any version of Macintosh system software later than 7.6. See also **system software; version**.

**Mac OS 9** Always use the full name; don't shorten to *OS 9* or *9*. Note spacing between each "word." Don't use *Mac OS 8/9*; use *Mac OS 8 and Mac OS 9*. It's OK to use *Mac OS 8 and 9* if you need to use the term a lot. See also **version**.

**Mac OS Extended format** Note capitalization. Mention on first occurrence that this is also called *HFS Plus* (not *HFS+*); thereafter, use *Mac OS Extended format*. See also **HFS Plus**.

**Mac OS Standard format** Note capitalization. Mention on first occurrence that this is also called *HFS*; thereafter, use *Mac OS Standard format*. See also **HFS**.

**Mac OS X** Always use the full name; don't shorten to *OS X* or *X*. Note spacing between each "word."

- *Version number*: When indicating a version of Mac OS X, use either *version* or *v* closed up, without a period, following *Mac OS X*.

Mac OS X version 10.4

Mac OS X v10.4

- *Version name*: If the operating system has a trademarked name in addition to *Mac OS X*, you can use the name following the version number on first occurrence. Don't use quotation marks or parentheses around the version name.

Mac OS X version 10.4 Tiger

Mac OS X v10.4 Tiger

Thereafter, it's OK to use either *Mac OS X Tiger* or *Tiger*.

In developer documentation, don't use version names such as *Tiger*; use version numbers only.

**Mac OS X Server** Apple's UNIX-based server operating system. Note capitalization. Use only to refer to the server software; don't use to refer to a computer with Mac OS X Server installed. Call the computer *the server* or *the server with Mac OS X Server installed*.

*Correct*: You can give users access to the server.

*Incorrect*: Create a password to make your Mac OS X Server more secure.

- *Version number*: When indicating a version of Mac OS X Server, use either *version* or *v* closed up, without a period, following *Mac OS X Server*.

Mac OS X Server version 10.4

Mac OS X Server v10.4

- *Version name*: If the operating system has a trademarked name in addition to Mac OS X Server, you can use the name following the version number on first occurrence. Don't use quotation marks or parentheses around the version name.

Mac OS X Server version 10.4 Tiger

Mac OS X Server v10.4 Tiger

Thereafter, it's OK to use *Tiger Server*. Don't use *Mac OS X Server Tiger* or *Mac OS X Tiger Server*.

In developer documentation, don't use version names such as *Tiger*; use version numbers only.

**Macworld** Note capitalization (not *MacWorld*).

**Mail** The email application included with Mac OS X; also refers to the .Mac email service. Use *Mac OS X Mail* or *.Mac Mail* if necessary to distinguish the program from similarly named software. Note capitalization.

**mailbox** One word. In Mail, a mailbox is essentially a folder, which can contain messages (sent, draft, and received email) and other mailboxes. Note lowercase.

**mailbox list** The list of mailboxes on the left of the viewer window in Mail. Note lowercase.

**main logic board** Not *motherboard* or *main circuit board*. You can also use *main board*.

**main memory** Not *central memory*.

**male connector** Don't use; use *plug*. See also **connector**.

**manual** Use *manual* to refer generically to a print book that comes with a computer or other product. You can also use *user's manual*, *user manual*, or *user's guide*, depending on the manual title.

See the manual that came with your camcorder.

See your user's guide for instructions. [Apple Product Documentation uses this style.]

See your user manual for instructions. [User Publications uses this style.]

- *Electronic delivery*: If a print manual will also be delivered electronically (for example, as a PDF file), don't call the book an *electronic manual*; simply describe it for the user.

The manual is also available as a PDF file on the installation disc.

- *Cross-references*: To refer to documentation that may be either printed or electronic, use *documentation*.

See the documentation that came with your computer.

See also **document titles; user's guide, user's manual**.

**mass storage device** No hyphen. OK in reference to a hard disk drive, tape backup unit, DVD drive, or CD drive, but not in reference to a 3.5-inch disk drive.

**maximize** Don't use to refer to an item in the Dock; use *make active*.

To make an item in the Dock active, click the item.

**may, can** See **can, may**.

**MB (n., adj.)** Abbreviation for *megabyte*. Spell out on first occurrence.

- *Noun*: In the noun form, use a space between the numeral and the abbreviation. The preposition *of* is necessary before the unit that the value quantifies.

20 MB of memory

- *Adjective*: Don't hyphenate the adjective form.

20 MB hard disk

**Mbit (n., adj.)** Abbreviation for *megabit*. Spell out on first occurrence.

- *Noun*: In the noun form, use a space between the numeral and the abbreviation. The preposition *of* is necessary before the unit that the value quantifies.

10 Mbit of memory

- *Adjective*: Don't hyphenate the adjective form.

10 Mbit memory

**Mbit/s** Standard abbreviation for *megabits per second*. Spell out on first occurrence. See also **Mbps**.

**Mbps** Customary abbreviation for *megabits per second* used by some Apple groups. Exception to the SI standard of *Mbit/s*. See also **Mbit/s**.

**MB/s** Standard abbreviation for *megabytes per second*. Spell out on first occurrence. See also **MB/sec**.

**MB/sec.** Customary abbreviation for *megabytes per second* used by some Apple groups. Exception to the SI standard of *MB/s*. See also **MB/s**.

**measurement** See Chapter 2, "Units of Measure," on page 167.

**media, medium** When you describe a method of delivering information, use the singular *medium* or the plural *media*.

The guide is presented in both print and electronic media. [plural]

The guide is presented only in the print medium. [singular]

When you discuss video and audio content, however, you can use the term *media* to describe a collection of content (for example, a set of video clips). In this context, it's OK to use *media* and *multimedia* as singular terms.

Media is played, but not stored, by the client software.

Multimedia sent over the Internet is encoded and compressed for transmission.

**Media Browser** The window for choosing music, movies, and photos in iLife, iWork, and other applications. Note capitalization.

**Media Eject key** Note capitalization.

**megabit** See **Mbit**.

**megabits per second** See **Mbit/s; Mbps**.

**megabyte** See **MB**.

**megabytes per second** See **MB/s; MB/sec**.

**megahertz** See **MHz**.

**memory** Don't refer to the hard disk as memory; it's *hard disk space*, *disk space*, or *storage space*. Related terms include *physical memory* and *virtual memory*. Types of memory include the following:

- Double Data Rate synchronous dynamic random-access memory (DDR SDRAM)
- dynamic random-access memory (dynamic RAM or DRAM)
- flash memory
- random-access memory (RAM)
- read-only memory (ROM)
- static random-access memory (SRAM)
- synchronous dynamic random-access memory (SDRAM)
- video random-access memory (VRAM)

See also **flash memory**.

**memory address, memory location** OK to use just *address* or *location* for brevity. Don't use commas in addresses, even in numbers of five digits or more.

**menu bar** Two words. Note lowercase.

**menu names** Note capitalization: *Edit menu*, *File menu*, and so on.

**menus** Anything that can be chosen in a menu is a *menu item*; some menu items are also *menu commands* (or simply *commands*). Use *menu item* to refer to items that aren't commands, such as window names in the Window menu. Don't use *menu option*.

A menu item is *in* a menu, not *on* or *under* a menu; a menu *contains* items or commands.

- *Pull-down menus*: When you give instructions for choosing an item from a pull-down menu (a menu in the menu bar), use the style shown here.

Choose [menu] > [item] > [submenu item].

Choose Edit > Find > Find Next.

Choose File > Save As.

Don't use an angle bracket when you're simply identifying which menu contains the item.

*Correct*: the Page Setup command in the File menu

*Incorrect*: the File > Preferences command

- *Pop-up menus*: For pop-up menus, use the style shown here.

Choose Intranet LAN from the Connection Speed pop-up menu.

Choose a format from the Format pop-up menu.

If the pop-up menu doesn't have a name, simply call it *the pop-up menu*.

Choose Numeric from the pop-up menu.

- *Shortcut menus*: For shortcut menus, use the style shown here.

Control-click one of the selected clips, and then choose Make Multiclip from the shortcut menu.

If the shortcut menu has submenus, you can use the style shown above, or you can use the angle bracket style.

Control-click the Clip Keyframes control, choose Video from the shortcut menu, and then choose Motion Bar from the submenu.

Control-click the selection, and then choose Send To > Soundtrack Pro Multitrack Project from the shortcut menu.

In user documentation, don't refer to a shortcut menu as a *contextual menu*.

See also **choose**; **command names**; **submenus**.

**menu types** Note hyphenation: *pop-up menu*, *pull-down menu*. The names of menu types used in the Windows interface, such as *drop-down menus*, are also hyphenated. Refer to *Apple Human Interface Guidelines* for a description of each menu type.

**message list** The list of messages in the viewer window in Mail.

**metadata** One word; use lowercase.

**metasymbols** Refers to artificial terms that are to be replaced by a value or symbol. In running text, use italics when you refer to a metasymbol, and spell the metasymbol just as it would appear in a syntax description.

Replace *volumeName* with a name of up to 12 characters.

When the words are being used as a regular English phrase, don't use italics, and put spaces between words.

*Correct:* The volume name may have up to 12 characters.

*Incorrect:* The volumeName may have up to 12 characters.

See also **syntax descriptions** and Chapter 4, "Technical Notation," on page 181.

**MHz (n., adj.)** Abbreviation for *megahertz*. Spell out on first occurrence.

- *Noun:* In the noun form, use a space between the numeral and the abbreviation.  
at a rate of 800 MHz
- *Adjective:* Don't hyphenate the adjective form.  
an 800 MHz processor

**mice** Try to avoid, but if you must use the plural of *mouse*, it's OK to use *mice* or *mouse devices*. See also **mouse**.

**Microsoft Windows** OK to use *Windows*. Computers that use Microsoft Windows can be called *Windows-based computers*, *Windows computers*, *Windows-based PCs*, or *Windows PCs*. See also **PC**.

**MIDI** Acronym for *Musical Instrument Digital Interface*. Spell out on first occurrence; note capitalization of spelled-out version.

**million instructions per second** See **MIPS**.

**MIME** Acronym for *Multipurpose Internet Mail Extension*, commonly used to distinguish an email format from plain text format. It's not necessary to spell out on first occurrence. Use as an adjective (*a MIME file*, *MIME format*).

**mini (prefix)** Hyphenate before a word beginning with a vowel or a proper noun; close up before a word beginning with a consonant.

mini-application, minicircular connector, mini-DVI, mini-VGA, minitower

**minicircular connector** Use *8-pin minicircular connector* on first occurrence (except in user documentation); thereafter, *minicircular connector* is fine. Don't use *minicircular-8 connector*. See also **connector**.

**mini-DIN** Don't use. See **DIN**.

**minimize button** The middle button of the three window controls at the left of the title bar. You click this button to put a window in the Dock (*minimize* the window).

**minimized** OK for describing a window in the Dock.

Windows in the Dock are minimized.

See also **maximize**.

**minus sign** Not *minus symbol*. Use an en dash (generated by pressing Option-hyphen) for a minus sign (except in code font, where a hyphen is used).

**MIPS** Acronym for *million instructions per second*. Spell out on first occurrence. Don't drop the *s* when you refer to a single unit: *1 MIPS*, not *1 MIP*.

**mixed-directional (adj.)** Note hyphenation. Use to refer to a combination of left-to-right and right-to-left text within a single line (French and Arabic on one line, for example). Compare **bidirectional**.

**M-JPEG** Note hyphenation and capitalization. Pronounced "em-jay-peg." The *M* stands for *motion*, and the form *Motion-JPEG* is sometimes used. M-JPEG extends the JPEG standard to video. Not the same as MPEG.

**mobile phone** Use instead of *cell phone* or *cellular phone*.

**mode** Avoid *mode* in user documentation when you refer to software.

*Correct:* When you are using the paintbrush . . .

*Incorrect:* When you are in paintbrush mode . . .

In developer documentation, in references to software, you *enter* or *leave* a mode; you don't *turn on* or *turn off* a mode.

**model** Don't use when you can use *computer*.

*Correct:* How you use this feature depends on which model of Macintosh computer you have.

*Correct:* The setup guide that came with your computer provides instructions.

*Incorrect:* The setup guide that came with your model provides instructions.

**modem port** Note lowercase. Not *phone port*.

**modifier key** Use instead of *control key* in the generic sense for a key that affects the action of other keys, such as the Command, Shift, Option, Control, and Esc keys.

**modular Macintosh computer** A Macintosh computer that has a separate display, such as the Power Mac G5.

**module (Classic)** Don't use when you're discussing the Control Strip in Mac OS 9; use *portion (the Battery Level portion of the Control Strip)*.

**monitor** In general, don't use to refer to the primary display connected to the user's computer; use *display*. You can use *monitor* to refer generically to different kinds of display devices that may be connected to a user's computer (such as a CRT monitor or NTSC monitor).

*Correct:* Connect the display to your Power Mac G5.

*Incorrect:* Connect the monitor to your Power Mac G5.

*Correct:* If you want to show your movie on an external monitor, first connect the monitor to your computer.

**monitor cable** Not *video cable* or *monitor cord*. Use when you refer to cables for displays other than Apple displays; otherwise use *display cable*. (Use *display power cord* or *monitor power cord* for the cord that goes from the display or monitor to the power source.) See also **display cable**.

**monitor depth** Avoid; use *color depth*.

**monitor port** Not *video port*. Use to refer to the port to which a monitor is connected. Don't use *monitor port* to refer to the port to which an Apple display is connected. See also **display port**.

**monospaced (adj.)** Not *monospace*. *Fixed-width* is the preferred term to describe fonts (such as Courier) in which each character takes up the same amount of space.

**most recent** Don't use to refer to a specific software version. Instead, use only the version number (or a date, in technical support documents), or use *or later* to indicate a range of version numbers. It's OK to use *most recent* if you're generally instructing users to keep their software up to date.

*Correct:* For the best results, make sure you're using the most recent version of Mac OS X.

*Incorrect:* Mac OS X v10.4 is the most recent version of Mac OS X.

See also **latest; version**.

**motherboard** Don't use; use *main logic board* or *main board*.

**Motion** A real-time motion graphics design application. Note capitalization.



**mount (v.)** Use to refer to making a volume available.

To mount the volumes again, select them in Disk Utility and click Mount.

Use this function to mount one or more server volumes.

Don't use *mount* as an intransitive verb.

*Correct:* Mount the volume.

*Incorrect:* The volume mounts.

In documentation for new users, enclose in quotation marks on first occurrence and make sure the meaning is clear, or describe the steps necessary to make the disk or disk image available to the file system.

To see the contents of a disk image, you must first “mount” the disk image, which makes it appear on the desktop and in Finder windows.

See also **unmount; unmounted.**

**mounted (adj.)** Use to refer to a volume that is available.

You can copy files from the mounted volume to your hard disk.

In documentation written for new users, enclose in quotation marks on first occurrence and make sure the meaning is clear, or use *available, on the desktop, or in Finder windows.*

When you “mount” a volume, you make its contents available.

Click the Computer button to see a list of all available disks.

Note that in Finder preferences, users can choose whether to display disks on their desktops.

See also **unmount; unmounted.**

**mouse** Drop references to the mouse as quickly as possible. Switch emphasis to the actions on the screen, such as *clicking, dragging, selecting, or choosing.* See also **choose; click; drag; press; select.**

Avoid using the plural form of *mouse*. If you must use the plural, use either *mouse devices* or *mice*.

Apple offers several types of mouse devices.

**mouse-ahead (n., adj.), mouse ahead (v.)** No hyphen in verb. Refers to the queuing of the user's mouse actions until an application is ready to process them. Compare **type-ahead, type ahead.**

**mouse-down event** Note hyphenation.

**Mouse Keys** Capitalize when you refer to the feature that can be set in the Universal Access pane of System Preferences.

**mousepad** One word.

**mouse scaling (n.), mouse-scaling (adj.)** Note hyphenation of adjective.

**mouse-up event** Note hyphenation.

**MP3** Short for *MPEG Audio Layer 3*, an audio compression technology. The plural is *MP3s*. Don't use *MP3* to refer to audio files in general; some files use AAC or other formats.

**MPEG** Acronym for *Moving Picture Experts Group*, a working group of the International Standards Organization (ISO). Note capitalization. It's not necessary to spell out on first occurrence. Pronounced "em-peg."

MPEG usually refers to the family of digital video compression standards that the group developed. There are three major versions: MPEG-1, MPEG-2, and MPEG-4. MPEG-4 is based on the QuickTime file format and defines standards for video and audio streaming. There is no MPEG-3. Note that *MP3* is short for *MPEG Audio Layer 3*, not *MPEG-3*.

**MPEG Audio Layer 3** See **MP3**.

**MS-DOS** Note hyphenation and capitalization.

**multi (prefix)** Close up in words beginning with either a consonant or a vowel (except *i*).

multiplayer, multitasking, multiprocessor, multithreading, multiuser

multi-item

**multiple scan (adj.)** No hyphen.

**multiplication sign** Not *multiplication symbol*.

**multiprocessing, multiprocessor** No hyphen. A multiprocessor computer has *multiple processors*, not *multiprocessors*.

**Multipurpose Internet Mail Extension** See **MIME**.

**Musical Instrument Digital Interface** See **MIDI**.

**Mute key** Note capitalization.

## N

**name server** Two words.

**native applications** Don't use quotation marks to enclose *native*.

*Correct:* For best performance, use a native application.

*Incorrect:* "Native" applications are designed to take advantage of your computer's microprocessor.

**Net** Don't use as a short form of *Internet*.

**NetInfo** One word; note capitalization.

**network** Computers are *on*, not *in*, a network.

**Network** Capitalize when you refer to the pane in System Preferences or to the icon in the Finder sidebar.

**network time server** Note lowercase.

**new** In most documents, avoid describing a product or feature as new because the text will quickly become out of date. When appropriate, state the version of software in which a feature was introduced.

*Correct:* The Core Data framework, introduced in Mac OS X v10.4 . . .

*Incorrect:* The new Core Data framework . . .

**newsgroup** One word.

**nickel-metal-hydride** Note hyphenation. Abbreviated *NiMH*. See also **batteries**.

**non (prefix)** Close up except before a proper noun, a proper adjective, an abbreviation, or an acronym, or when the resulting word would be difficult to read.

*Hyphen:* non-ADB, non-Apple, non-Macintosh

*En dash:* non–Mac OS X platforms

See also **dash (em); dash (en); prefixes**.

**nonsexist language** See **fair language**.

**nonstartup disk** Avoid when possible. Instead, use *a disk that does not contain system software* or another appropriate phrase.

**normal installation** Not *normal install*. Note lowercase. You *perform a normal installation*; you don't *do a normal install*. See also **custom installation; easy installation**.

**normal user** See **standard user**.

**Note** Use the Note tag for information that is relevant to a topic but that may not apply to all readers. You can also use a note for a bit of information that's tangential to a topic.

Use notes and other notices sparingly. They lose their effectiveness if they appear too often. Don't use a Note tag immediately before or after a Warning or Important notice or immediately after a text head.

See also **Important; Warning**.

**notebook computer** See **laptop computer**.

**null character** Use for ASCII character \$00. Don't confuse with *zero character* (ASCII \$30).

**number** Abbreviate as *no.* if space is limited. See also **number sign**.

**numbers** Follow these guidelines for numbers.

- *Cardinal numbers:* In general, spell out cardinal numbers from zero through ten except when you express numbers as numbers. (Use a numeral, no matter how small, to express numbers as numbers.) Use numerals when you refer to a specific address, bit, byte, chapter, field, key, pin, sector, slot, or track, or when expressing amounts of memory.

The outlines of the four glyphs are aligned.

Leave at least 12 pixels of space between controls.

The numeral 8 occurs eight times.

- *Ordinal numbers:* Spell out ordinal numbers from zero through ten. Form ordinal numbers larger than ten by adding *st*, *nd*, *rd*, or *th* as appropriate.
- *Numbers that appear together:* Where two numbers appear together, consider spelling one of them out.

There are sixteen 32-bit registers.

Use numerals for numbers of the same category within a paragraph if any of the numbers is higher than ten.

We have 25 computers and 4 printers on the network. [*Computers* and *printers* are the same category.]

There are two kinds of 32-bit registers, only one of which needs to be saved. [*Kinds of registers* and *bits* are different categories.]

- *Ranges of numbers:* Use an en dash between numbers that represent the endpoints of a continuous range: *bits 3–17*. Use the full span for continuing numbers.

*Correct:* 2005–2006

*Incorrect:* 2005–06

- *Units of measure:* Use numerals for units of measure (inches, feet, seconds), no matter how small the number is. For a list of units of measure, see Chapter 2, “Units of Measure,” on page 167.
- *Connectors:* Don’t spell out the numerals preceding connectors (*8-pin minicircular connector, 9-pin connector*).
- *Starting a sentence:* Rephrase to avoid starting a sentence with a number. If you must start a sentence with a number, spell out the number.
- *Approximation:* Always spell out numbers to express an approximation.
- *Larger, smaller:* When you refer to the size of numbers, use *larger* and *smaller*, not *higher* and *lower*.
- *Software version numbers:* When you refer to software version numbers, use *later* and *earlier*. For example, refer to *Mac OS X version 10.4 or later*. See also **version**.
- *Commas in numbers:* Use a comma to set off numbers of five digits or more. Express the number in its smallest form. (If your editor has asked you to follow international style, see “Decimals” in Chapter 7, “International Style,” on page 193.)

1024

65,536

3.7 million

Don’t use a comma in memory addresses or numbers representing microprocessors.

\$FFFF FFFF

68020 microprocessor

- *Plural:* Form the plural of a number by adding an *s*.

1s and 5s

the '90s

- *Code values in text:* Use numerals for numeric values in text except for *zero* in the same sentence as *nonzero*.

`ord(blue)` returns 0.

The function `fseek` returns nonzero for improper seeks; otherwise, it returns zero.

- *Large numbers:* For very large numbers that are a power of 2, you can use the exponential form to avoid a long string of digits—for example,  $2^{32}$ . Numbers larger than 65,536 ( $2^{16}$ ) are good candidates for showing in exponential form. If there are numbers larger and smaller than 65,536 in the same discussion, show the smaller numbers both ways.

$x$  must be between 1024 ( $2^{10}$ ) and  $2^{32}$ .

See also **fractions**.

**number sign** Use to describe this character: #. Don't use *pound sign* or *number symbol*. Avoid using the number sign to specify an item in a numbered series.

You can frequently omit *number* or the number sign from a sentence and still make the meaning clear.

See document 58677 for more information.

Use part 661-2262 to repair the computer.

**numeric (adj.)** Not *numerical*, except when you refer specifically to numerical order. (Exception to *American Heritage*.) See also **numerics**.

**numeric keypad** Can be shortened to *keypad*. Don't use *numerical keypad* or *numeric keyboard*.

**numerics (n., adj.)** As a noun, *numerics* takes a singular verb. Use *numerics* (not *numeric*) as an adjective in relation to the science of numerics.

numerics capabilities

numerics environment

## O

**offline** One word.

**offsite** One word.

**OK** Not *okay*.

**onboard** One word. Short for *on the board*; refers to components attached to a circuit board or logic board. Use *built in* (as in *built-in graphics card*) or *internal* unless you need to make clear that a component is attached to a board.

**once** Don't use when you mean *after*.

*Correct:* After you turn on the computer . . .

*Incorrect:* Once you turn on the computer . . .

**on-hook, off-hook (n., adj.)** Note hyphenation.

**online** One word. Use to describe items to which the user gains access over a network.

You can search an online database.

- *Connection:* Avoid *online* when you refer to the state of being connected to a network. Instead, use a specific appropriate term.

*Correct:* connected to the network

*Correct:* logged in

*Incorrect:* if you're online

- *Local files:* Avoid using *online* to describe items (such as tutorials or help files) on a local disk (*online help system*). Instead, substitute a more specific word, such as *electronic* or *onscreen*.

*Avoid:* To learn more about the program, take the online tutorial.

*Preferable:* To learn more about the program, take the onscreen tutorial.

**on/off switch** Not *on/off button*. Note lowercase.

**onscreen (adj., adv.)** One word.

**onscreen text** Use quotation marks, not italics, for words as words, letters as letters, and phrases as phrases, and for document and disc titles in text designed to be read only onscreen.

**onsite (adj., adv.)** One word. (Exception to *American Heritage*.)

**onto, on to** Use *on to* when *on* is part of the verb.

*Correct:* Lift the printer onto the table.

*Incorrect:* Lift the printer on to the desk.

*Correct:* Hang on to the handles.

See also **into, in to**.

**open** Users *open* icons, folders, documents, and applications. See also **close**.

**opening display** Not *splash screen*; *opening display*, *startup display*, and *startup screen* are all OK.

**open source (n., adj.)** Note lowercase; no hyphen.

**Open Transport** Note capitalization.

**operating system (n.), operating-system (adj.)** Note hyphenation of adjective. See also **Mac OS**.

**Option key** Note capitalization. Use the following form to indicate a combined Option key and mouse action: *Option-click*, *Option-drag*. *Option-click* is equivalent to *press the Option key and click*. See also **Alt key**.

**option names** For options and other onscreen elements of two or more words whose names are capitalized using sentence style, use quotation marks in text to avoid misreading.

Select the checkbox labeled “Keep lines together.”

**original Macintosh character set** Note lowercase. Not *traditional character set* or *Apple character set*. Current Macintosh models use the Standard Roman character set.

**outline font** Not *outlined font*.

**output (n., adj.)** Avoid as a verb; use *write to*, *display on*, *print on*, or *print to*.

**outside** Not *outside of*.

**over** Don't use when you mean *more than*.

*Correct:* You can add more than 1000 songs.

*Incorrect:* You can add over 1000 songs.

## P

**page** See **homepage**; **webpage**.

**Pages** The word-processing application included in iWork. Note capitalization.

**PAL** Acronym for *Phase Alternating Line*, a European color video standard, or for *Programmable Array Logic* (a type of integrated circuit). Spell out on first occurrence.

**palette** Note spelling.

**pane** Use *pane* to refer to changeable areas within a window or dialog, such as views that can be changed by clicking a button or choosing an item from a pop-up menu, and windows that change automatically (as in an installer). Also use *pane* to refer to the parts that result when a user splits a document window.

In many cases in user documentation, you can avoid using *pane* by describing how to get to a particular onscreen item: *Open System Preferences*, *click Displays*, and *click Color*. It's OK to refer to a pane within a pane.

Don't use *panel* to refer to a pane.

See also **tab (user interface element)**.

**Panther** The trademarked name for Mac OS X version 10.3. See also **Mac OS X**.

**parameter random-access memory** See **PRAM**.

**parental controls** Note lowercase. Don't use *family controls*.



**parenthesis (sing.), parentheses (pl.)** Note different spelling of singular and plural. See also **punctuation**.

**parts** Most print documents don't need to be divided into parts; division into chapters is usually sufficient. Good candidates for division into parts are documents that describe two or more separate products or two or more mutually exclusive programs on the same disk, or documents so long that division into parts is necessary to make the organization clearer to the reader.

- *Part titles*: Documents are divided into parts when each part deals with a distinct topic. Part titles indicate that difference in subject matter.
- *Part numbers*: Roman numerals are usually used for part numbers, but your department's design style may specify Arabic numerals.
- *Chapter numbering*: In a document with parts, chapter numbering continues uninterrupted from part to part.
- *Cross-references*: In references to specific parts of a document, italicize the document title but not the word *Part*, the part number, or the part title. Enclose the part title in quotation marks.

For more information, see the *Final Cut Pro 5 User Manual*, Volume III, Part I, "Audio Mixing."

See also **volume (document)**.

**passive voice** Avoid when possible and use active voice. Passive voice is sometimes appropriate and necessary—when using the active voice would require highly convoluted sentence structure or excessive anthropomorphism, for example—but rewrite to avoid passive voice if you can.

In tutorials, a passive construction might be appropriate to avoid misusing the reader—that is, when you describe an action that the user is not supposed to try yet.

*Explanation screen*: An icon is selected by clicking it.

*User-try screen*: You try it. Click the icon.

**paste** Don't capitalize unless you're referring to the Paste command by name. You *paste* something using the Paste command; you don't *Paste* it.

**pasteboard** Don't use in user documentation when you mean Clipboard. OK to use in developer documentation that discusses the NSPasteboard class, but point out that users view the contents of the pasteboard in the Clipboard.

**pathname** One word. Note the differing treatments of these similar terms:  
device name, filename, host name, user name, volume name

**pathnames** Use slashes to specify a path to a location in the file system.

- *Absolute path:* In UNIX and Mac OS X, a leading slash indicates an *absolute* path starting at the root folder.

Open the Grab application, located in /Applications/Utilities/.

Your files are saved in /Users/username/Documents/.

- *Relative path:* With no leading slash, the path is a *relative* path—that is, relative to some location other than the root folder (typically, the user’s home folder).

Make sure the file is in Library/Application Support.

- *Terminating slash:* You can use (or choose not to use) a terminating slash to indicate that the final element of the path is a folder rather than a file, but be consistent within a document.

Open the Grab application, located in /Applications/Utilities/.

- *Home folder:* To specify a pathname that includes the user’s home folder, you can use an absolute path with an italicized *username* element, or use the tilde (~) to specify the path up to and including the user’s home folder. In many cases, you can simply refer to a folder that is inside the user’s home folder.

Your files are saved in /Users/username/Documents/.

Your files are saved in ~/Documents/.

Your files are saved in your Documents folder.

- *Code font:* In developer documentation, pathnames are in code font.

See also **code font; home folder, home directory**.

**PC** Avoid *PC* when you refer to Apple personal computers. Use *personal computer* or *computer*. It’s OK to use *PC*, *Windows-based PC*, or *Windows PC* to refer to non-Apple personal computers.

QuickTime is available for both Macintosh computers and Windows-based PCs.

You can share Macintosh files with a PC on a wireless network.

See also **Microsoft Windows**.

**PC Card** A card that conforms to the standard set by the Personal Computer Memory Card International Association (PCMCIA). Note capitalization. On first occurrence, include a parenthetical reference to PCMCIA cards.

You use PC Cards (PCMCIA cards) to expand your computer’s capabilities.

*Type I*, *Type II*, and *Type III* refer to the thickness of the cards; note spelling and capitalization.

**PCI, PCI-X** Abbreviation for *Peripheral Component Interconnect*, an industry-standard expansion bus. Related terms include *PCI bus*, *PCI slot*, and *PCI card*. *PCI-X* is a higher-speed version of PCI technology. Spell out on first occurrence. See also **card**.

**PCI Express** No hyphen; note capitalization. An advanced industry-standard expansion bus. Don't use *PCI E* or *PCI-E*.

**P-code** Stands for *pseudocode*. Note capitalization and hyphenation.

**PDA** Short for *personal digital assistant*. Note lowercase for the spelled-out version.

**PDF** Stands for *Portable Document Format*. No need to spell out on first occurrence. Capitalize when you refer to the file format; use lowercase for the filename extension (*Installation Guide.pdf*). Don't use *a file in PDF format*; use *a PDF file*.

**percent** One word. Always preceded by a numeral, no matter how small the value.

1 percent

- *Percent symbol:* It's OK to use the percent symbol (%) instead of the word *percent* in technical appendixes, specification lists, and tables, or when the word must appear so many times in a text passage that its use becomes cumbersome.
- *Nonspecific quantities:* When you describe a nonspecific quantity, use *percentage*, as in *a small percentage of the population*.

**periods** See **ellipsis points**.

**peripheral** A device that can be connected to the computer. Peripheral devices include printers, scanners, disk drives, modems, displays, and keyboards. OK to use *peripheral device*, *peripheral*, or *device*. The adjective is singular: *peripheral manufacturer*, *peripheral connections*.

**peripheral card** Not *accessory card*. When appropriate, use the more specific term *interface card*.

**Peripheral Component Interconnect** See **PCI, PCI-X**.

**peripheral slot** Don't use; use *expansion slot*.

**personal digital assistant** See **PDA**.

**Phase Alternating Line** See **PAL**.

**Phillips screw, Phillips screwdriver** Note capitalization and spelling. Not *Phillips-head screw* or *Phillips-head screwdriver*.

**phone numbers** See **telephone numbers**.

**phone port** Don't use; use *modem port*.

**Photo Booth** An application for taking still photos with iSight and enhancing them with effects. Note capitalization.

**piggyback board** Don't use; use *expansion board*.

**pin** In user documentation, avoid referring to connectors by the number of pins because the actual number of pins may not match the designation. Describe the connector by its size and shape, its icon, or in another way appropriate to the context.

In developer documentation, use a numeral and a hyphen before *pin*: *9-pin*, *11-pin*, *25-pin*, *50-pin*. (Exception to the rule that numbers ten and smaller are spelled out except when used as numerals per se.)

**pinout (n.)** One word.

**pixel** Short for *picture element*. Not synonymous with *bit*. Use *dot* to describe a single pixel.

**play back (v.), playback (n., adj.)** Note that the verb is two words.

**player** Don't use *the* with the full name of a product whose name includes *Player*, unless the product name is used as an adjective modifying a noun.

*Correct:* Use QuickTime Player to view the movie.

*Correct:* Open the QuickTime Player application.

*Incorrect:* Open the QuickTime Player.

**playhead** The control in QuickTime Player, iMovie HD, and Final Cut Pro that users manipulate to move around in a movie. One word.

**plug** Not *male connector*. See also **connector**.

**plug-in (n.)** Note hyphenation. If the hyphen is not used in something the user sees in the interface or in a filename, match what the user sees.

Locate the QuickTime Plugin on your hard disk.

In text heads, use lowercase for the *i* in *Plug-in* (exception to the rule that you capitalize the second word in a hyphenated compound).

**plug in (v.), plug into (v.)** Use when you refer to the specific act of plugging a connector into a port or outlet. For example, a power cord plugs into an electrical outlet; you can plug a USB connector into a USB port. See also **connect**; **connector**; **into**, **in to**.

**plurals** Follow these guidelines for plurals.

- *Acronyms and abbreviations:* To form the plural of an acronym or an abbreviation, add an *s* but no apostrophe.

CDs, DVDs

- *Adjectives:* Don't add *s* to an adjective unless necessary. For example, it's *electronic circuit* but *electronics engineer*. Other words that fall into this class of adjectives are *graphic* and *graphics*, *communication* and *communications*, *numeric* and *numerics*.
- *Letters and symbols:* To form the plural of a letter or symbol, add an apostrophe and an *s*.

*p's, +'s*

- *Numbers:* Form the plural of numbers by adding an *s*.

1s, 1930s

- *Nouns:* Don't use (*s*) to indicate that a noun can be either singular or plural. Spell out the singular and plural forms if necessary; if possible, rewrite to avoid either construction.

*Acceptable:* Initializing your hard disk or disks

*Preferable:* Initializing hard disks

*Incorrect:* Initializing your hard disk(s)

- *Trademarked product names:* Form the plural of trademarked product names by adding the plural generic noun to the singular product name.

*Correct:* Macintosh computers, PowerBook computers, iMac computers

*Incorrect:* Macintoshes, PowerBooks, iMacs

If a product name includes a generic noun as well as a trademarked adjective, form the plural as you would with any noun.

AirPort Cards, AppleCare Service Parts Kits

- *Words as words:* Form the plural of a word italicized to show that it is used as a word by adding an apostrophe and an *s*. Don't italicize the apostrophe or the *s*.

He had too many *and's* in the sentence.

**plus sign** Not *plus symbol*.

**p.m.** Note lowercase and periods: 6:30 *p.m.* Use a space before the abbreviation.

**pocket-sized** Use to describe a format for printing contacts in Address Book. Note hyphenation and spelling.

**point (n.)** Use only when writing about font sizes. Don't use as a synonym for *dot* or to describe a place or spot on the screen.

**point (v.)** When you describe the desktop interface, don't use *point* as a verb without first defining it for the reader.

*First occurrence:* Move the mouse to position the pointer on the hard disk icon. (This action is called *pointing*.) Then press and release the mouse button to select the icon. (This action is called *clicking* the icon.)

*Thereafter:* Point to the hard disk icon and click to select it.

If you know that the reader is familiar with basic mouse techniques, it's not necessary to mention pointing at all.

Click the hard disk icon *or* Select the hard disk icon.

**pointer** OK in general references, but be specific whenever appropriate: *arrow*, *crosshair*, *I-beam*. The term *cursor* is appropriate when you describe the VoiceOver interface. The term may also be appropriate in developer documentation and when you describe other interfaces. See also **insertion point**.



Arrow



Crosshair



I-beam

**point of presence** See **POP**.

**POP** Acronym for *point of presence* (access point to the Internet) or *Post Office Protocol*. Spell out on first occurrence. When used as an abbreviation for *Post Office Protocol*, **POP** must modify a noun (as in *POP server* or *POP ID*).

**pop up (v.), pop-up (adj.)** Note hyphenation of adjective.

**pop-up menus** See **menus**.

**port** Use to refer to a location for passing data in and out of a computer. Don't use *connector* to refer to a port. Compare **connector**; **jack**; **slot**; **socket**.

**portable computer** See **laptop computer**.

**Portable Document Format** See **PDF**.

**possessives** Follow these guidelines for possessives.

- *Singular nouns:* Form the possessive of a singular noun, including one that ends in *s*, by adding an apostrophe and an *s*.

the computer's power cord

the boss's husband

- *Plural nouns:* Form the possessive of a plural noun that ends in *s* by adding an apostrophe. Form the possessive of a plural noun that does not end in *s* by adding an apostrophe and an *s*.

the students' curriculum

children's requirements

- *Proper nouns or names:* Form the possessive of a singular proper noun or proper name, including one that ends in *s*, by adding an apostrophe and an *s*. Form the possessive of a plural proper noun or proper name by adding an apostrophe.

David Williams's biography [singular]

the Joneses' computer [plural]

- *Product names:* Rewrite to avoid forming a possessive of any product name, trademarked or not (for example, don't use *Keynote's slides*). See also **trademarks**.

**post (prefix)** Close up words beginning with *post*, except when one element is a proper noun or a date.

postgraduate, postmortem, posttest

post-WWDC event, post-2006

*Exception:* post-production

**post (v.)** OK to use *post to* or *post on* in reference to a network or the Internet.

**Post Office Protocol** See **POP**.

**PostScript** Note capitalization. Don't use small caps.


**pound sign** Don't use; use *number sign* for this character: #. See also **number sign**.

**PowerBook** A notebook computer for professionals. Use an article with the names.

Wireless networking is easy with the PowerBook.

The PowerBook G4 reinvents mobile computing.

For a list of model names, see Chapter 3, "Apple Products," on page 175.

**power button** The button on the computer marked with the  icon. Note lowercase. See also **power switch**.

**power cord** Not *power cable*.

**power-down (n., adj.), power down (v.)** OK in developer documentation. Don't use in user documentation; use *switch off*, *turn off*, or *shut down*.

**Power Mac** A desktop computer for professionals. Not *PowerMac*. Use an article with the names.

Wireless networking is easy with the Power Mac.

The Power Mac G5 reinvents business computing.

The previous lines were the *Power Mac G4* and *Power Macintosh G3*. You can use *Power Mac* to refer to these computers generally. To refer to a specific model, use the appropriate name.

Power Mac G4

Power Macintosh G3

Power Macintosh 9600/300

For a list of model names, see Chapter 3, "Apple Products," on page 175.

**Power Manager** The part of the Mac OS that manages the power use of various hardware components, such as disk drives, displays, and fans. For the integrated circuit that is part of the power management system, use *Power Manager IC* in generic references. Use the name of the IC in a specific computer when appropriate. For example, in Power Mac G4 computers, the Power Manager IC is the PMU99.

**power off (v.)** Don't use, especially in user documentation; use *shut down*, *switch off*, or *turn off*.

**power on (v.)** Don't use, especially in user documentation; use *switch on* or *turn on*.

**power-on light** Note hyphenation; use lowercase.

**PowerPC** One word. Use *PowerPC-based computer* to refer generally to computers with a PowerPC microprocessor. See also **G3, G4, G5; Power Mac**.

**power switch** OK to use when you're not sure what kind of power control a device has. See also **power button**.

**power-up (n., adj.), power up (v.)** OK in developer documentation. Don't use in user documentation; use *switch on*, *turn on*, or *start up*.

**PRAM** Acronym for *parameter random-access memory*. You can also use *parameter RAM*. Spell out on first occurrence. Pronounced "PEA-ram."

**pre (prefix)** Close up words beginning with *pre*, except when one element is a proper noun or a date.

preinstalled, preexisting, preproduction

pre-WWDC, pre-2006



**preface** Depending on your department's guidelines, you may use a preface to tell the reader about the document, to describe conventions such as special notation (for example, code font), and to outline what the reader will find where. Discussion of the product itself usually belongs in the document text, not in the preface, although it is sometimes appropriate to include introductory information about the product in the preface.

A preface should have a title, such as "About This Guide" or "Introduction." When you refer to a document's preface, use the full preface title.

See the preface, "About This Guide."

If your department template includes the word *Preface*, you may instead refer to it as *the preface*.

**preferences** When discussing System Preferences (the Mac OS X application), you can shorten the name of each set of system preferences to *[Name] preferences* (note lowercase *preferences*), as in *Universal Access preferences*. When discussing preferences for any application, use lowercase for *preferences*.

Use the Sound pane of System Preferences to choose an alert sound.

Use Sound preferences to change volume settings.

Use the Sharing pane of iTunes preferences to share your music library.

See also **System Preferences**.

**prefixes** In most cases, close up prefixes (such as *multi*, *non*, *post*, and *pre*) with the following word. Exceptions:

- Compounds that contain proper nouns (*non-Apple*)
- Compounds with double *i*'s or double *a*'s (*anti-inflammatory*, *meta-analysis*)
- Compounds that are homographs or could be misread (*re-cover*)
- Compounds with double prefixes (*sub-subentry*)
- Compounds that contain a compound term (*non-self-sustaining*)

See *The Chicago Manual of Style* for more examples.

**prepositions** Although placing prepositions at the ends of sentences can add an informal flavor to documentation, avoid using this construction too frequently. Instead, rewrite the sentence or use the more grammatically correct *[preposition] which*.

*Avoid:* Specify the application you want to connect with.

*Instead:* Specify the application with which you want to connect.

*Or:* Specify the application you want to use to connect.

**preset (n., adj.)** May be used as an adjective to describe a default setting.

iPhoto provides several book designs with preset fonts and page layouts. In some applications, *preset* may be used as a noun to describe a group of related default settings.

You can choose a preset in the iTunes equalizer to optimize the sound for a specific kind of music.

See also **default**.

**press** Use to describe the act of pressing and quickly releasing keys on the keyboard and mechanical buttons and switches. Don't use *click*, *hit*, *push*, *tap*, or *type*. Don't use *press* for onscreen items; use *click*.

*Correct:* Press the Return key.

*Correct:* Press the power button.

*Incorrect:* Press a Dock icon until a menu appears.

Don't use *press* when you mean *hold down*, unless the sentence makes it clear that the user needs to press continuously.

*Correct:* Position the pointer over a Dock icon, and then hold down the mouse button until a menu appears.

*Correct:* Position the pointer over a Dock icon, and then press the mouse button until a menu appears.

*Incorrect:* Position the pointer over a Dock icon, and then press the mouse button to see a menu. [It's not clear that the user needs to keep pressing to see the menu.]

Don't say *press and drag*; simply say *drag*. See also **click**; **enter**; **hold down**; **tap**; **type**.

**Preview** The Mac OS X application used to view PDF files and to preview a document before printing. Note capitalization.

**print (v.)** Not *print out*.

**printed-circuit board** Note hyphenation.

**printer port** Note lowercase.

**Printer Setup Utility** Note capitalization. Don't use *the* before the name: *Open Printer Setup Utility*.

**print head** Two words.

**printout (n.)** One word.

**print out (v.)** Don't use; use *print*.

**print server** Two words.

**problem** Don't use in phrases such as *this is a known problem* or *this version fixes that problem*. Use *condition*, *issue*, or *situation*. It's OK to use *problem* in a general way, such as the following.

If you have a problem registering, try again in a few moments.

**processor** Synonymous with *microprocessor* for Apple products. In user documentation, the simpler *processor* is preferred. See also **CPU**.

**product names** Follow the capitalization style on the product's packaging. Don't capitalize words like *card* and *driver* unless they are part of the product name. Don't use quotation marks around product names.

- *The company name:* Use the company name (Apple) with the product at its first use in both the preface and main text to establish ownership of the product. Thereafter, it's OK to drop the name of the company.
- *Possessives:* In general, avoid forming possessives of product names, whether or not the names are trademarked. For example, avoid *AirPort Card's features* (*AirPort Card* is not trademarked).

For official hardware product names, see Chapter 3, "Apple Products," on page 175. See also **plurals; trademarks**.

**professional, pro** Generally, use *professional*, as in the following phrases:

professional audio applications, professional-level videos,  
professional-looking results, professionally designed templates

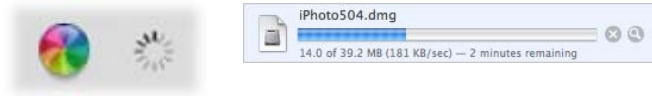
It's OK to use *pro* in informal text: *pro applications*, *pro user*, *pro-level videos*, *pro-quality results*. Use lowercase in general references: *Apple pro applications*, not *Apple Pro applications*.

**program** In user documentation, when you refer to a single application program, it's OK to use *application*, *program*, or *software*.

**program listings** Use code font.

**Programmable Array Logic** See **PAL**.

**progress indicator** The generic term for an onscreen element that lets users know a process is taking place.



In developer documentation, use *asynchronous progress indicator* for the spinning gear, *determinate progress bar* for the bar that has a fill that moves left to right, and *indeterminate progress bar* for the spinning striped cylinder.

If you have to mention a progress indicator in user documentation, use the generic term and describe it:

You see a progress indicator (looks like a spinning gear).

A progress indicator (a moving bar) shows the status of the download.

A progress indicator (a spinning striped cylinder) lets you know that a process is taking place.

See also **asynchronous progress indicator**; **determinate progress bar**; **indeterminate progress bar**; **spinning wait cursor**.

**prompt (n., v., adj.)** Avoid as a verb except in reference to what the system does when it displays an actual prompt character on the screen.

The prompt reminds you to do something.

The system then prompts you for information [with a prompt character].

The prompt character is sometimes a bracket.

**pronunciation** If the pronunciation of an acronym is not self-evident, provide a pronunciation key.

Use all caps for the stressed syllable; use a hyphen between syllables. Enclose the phonetic spelling in quotation marks.

WYSIWYG (pronounced “WIZ-zee-wig”)

This style guide provides pronunciation keys for many acronyms. Don’t invent your own pronunciation key unless this guide doesn’t show the pronunciation. Consult your editor.

**propeller** Use *Command key*, not *propeller key*, to refer to the key with the ⌘ symbol.

**protocol** When the word is part of the name of a protocol, capitalize *Protocol*.

Name Binding Protocol (NBP)

File Transfer Protocol (FTP)

When you use *protocol* as a generic term, use lowercase.

standard Internet protocols

- *Third-party products*: When you refer to protocol names in third-party products, capitalize according to the third-party company's style.
- *Articles*: Use an article before the spelled-out name of the protocol. Don't use an article before the abbreviation when it stands alone.

The Name Binding Protocol resides at the transport layer of the reference model.

A protocol like NBP resides at the transport layer of the reference model.

**pseudo (prefix)** Close up except before *o*, a proper noun, or a proper adjective. (Hyphenate in those cases.)

**pull-down (adj.)** Note hyphenation.

**punctuation** In general, a punctuation mark should be in the same type style and font as the preceding body text.

This address, called a *vector*, directs program control to a specified destination. [The second comma is italicized.]

See the glossary for the definition of **word wrap**. [The period is boldfaced.]

Note the following exceptions to this rule:

- *Punctuation in code font*: Punctuation following code font in running text should be in the font of the overall sentence, not in code font, unless the punctuation mark is part of what actually appears on the screen or in the program listing. Avoid punctuation after something the user should type. (The user may type the punctuation.)

- *Parentheses, brackets, and quotation marks*: Parentheses, brackets, and quotation marks ("paired punctuation") should be in the same style as the body text. For example, the parentheses around an italicized word should be in plain style, not italics.

Read the manual (*iPhoto User's Guide*). [The parentheses are not italicized.]

- *Plurals*: When you form the plural of an italicized letter used as a letter, a number used as a number, or a word used as a word, don't use italics for the apostrophe or the *s*.

Enter a series of *D*'s. [The apostrophe and *s* are in plain text.]

For guidelines on punctuation in lists, see **lists**. See also **apostrophes; commas; dash (em); dash (en); ellipsis points; hyphenation; quotation marks**.

**push** Don't use. See **press**.

**put** Don't use when you mean *drag*.

*Correct:* Drag the file to the Trash.

*Incorrect:* Put the file in the Trash.

**PVR** Abbreviation for *personal video recorder*. Note lowercase in spelled-out version.

## Q

**quality** Don't use *quality* alone as an adjective; include a modifier. The compound adjective is hyphenated.

broadcast-quality, high-quality, professional-quality

**question-mark button** Don't use; use *Help button*.

**QuickDraw** A legacy technology. Note capitalization.

**QuickDraw 3D** No hyphen in *3D*.

**quick reference card** No hyphen.

**QuickTime** A media player and authoring environment. Related software includes the following:

QuickTime Broadcaster, QuickTime Player, QuickTime Pro, QuickTime Streaming Server, QuickTime Streaming Server Publisher, QuickTime VR

Don't precede names with *the*.

Open QuickTime Player.

**QuickTime VR** *VR* stands for *virtual reality*. Don't use *QTVR*.

**quit** You *quit* or *exit from* a program. You never *exit* a program. Compare **exit**; **halt**; **interrupt**; **stop**. See also **force quit**.

**quotation marks** Use curly opening and closing quotation marks except in code font.

- *With periods and commas:* Put periods and commas within quotation marks. If necessary for clarity, periods and commas can go outside, as in *AN\$ = "1"*.
- *With other punctuation:* Semicolons, colons, question marks, and exclamation points go outside quotation marks unless they're part of an actual quotation.
- *Four-character identifiers:* When you give the name of four-character identifiers such as file types, use straight single quotation marks in code font and place any punctuation outside the quotation marks.

Examples of file types are 'TEXT', 'PICT', and 'APPL'.

- *Terminology*: Use *quotation marks*, not *quote marks* or *quotes*. (*Quote* is a verb; *quotation* is a noun or an adjective.)
- *Cross-references and quotations*: Use quotation marks for references to other sections of documents, chapter titles, and direct quotations.

See “Maintenance” on page 83.

See Chapter 2, “Using iMovie HD.”

- *Onscreen use*: Use quotation marks around text that appears only onscreen for letters as letters, words as words, and document and disc titles.
- *Onscreen messages*: Enclose quotations from the screen, such as alert messages, in quotation marks.
- *Terms that stand for or define other terms*: Use italics, not quotation marks, for terms after *called*, *known as*, *labeled*, *stands for*, *termed*, and so on. Use plain style for elements whose names are in title-style capitalization.

A folder called My Files appears.

- *Sentence-style onscreen elements*: Use quotation marks for elements whose names use sentence-style capitalization and for title-style phrases in which any word is in lowercase.

Select the checkbox labeled “Keep lines together.”

Search for “iTunes and Music Store.”

- *Smart quotation marks*: Most applications have an option called “smart” quotation marks, which automatically generates curly quotation marks (and apostrophes) as you type. Check your department’s guidelines for how to handle quotation marks in HTML.

## R

**racism, racist language** See **fair language**.

**rackmount** Refers to hardware that can be mounted in a rack, such as Xserve and Xserve RAID. Related terms include *rackmountable*, *rackmounted*, and *rack-optimized*. Use *rackmounted* only for equipment that is already installed in a rack.

**radio button** Refers to an onscreen button like the ones shown here. Use *radio button* only in developer documentation; use *button* in user documentation.



You *click* a button to select or deselect an option (you can use the complete phrase *click to select* or just *select*). You don’t *check* or *uncheck* a button. Compare **checkbox**.

**radio-frequency interference** See RFI.

**radio-frequency (RF) modulator** Note hyphenation. Use *RF modulator* only after spelling out on first occurrence. Don't abbreviate as *RFM*.

**RAID** Acronym for *Redundant Array of Independent Disks*, a storage method in which data is distributed among two or more hard disk drives to improve performance and reliability. Storage methods are called *levels*: *RAID level 0*, *RAID level 1*, *RAID level 0+1*, and so on. OK to shorten to *RAID 0*, *RAID 1*, *RAID 0+1*, and so on.

**RAM** Acronym for *random-access memory*. Spell out on first occurrence. Note hyphenation and lowercase of spelled-out version.

**RAM cache** Use lowercase *c* except when you refer specifically to the RAM Cache option in a Mac OS 9 control panel.

**RAM disk** Two words. Note capitalization.

**random-access memory** See RAM.

**RAW** A file type. Use all caps (even though *RAW* is not an acronym). Don't use *RAW* alone; use *RAW file*, *RAW image*, *RAW setting*, and so on.

When you take photos using your camera's RAW setting, the camera creates a RAW file that retains all the image data captured by the camera.

**re (prefix)** Usually closed up, even when it forms a double vowel, as in *reenter* and *reinstall*. Exceptions: *re-create* (as in *re-create the file*), *re-sort* (as in *re-sort the database*).

**Read Me** A document (usually in text-only or Rich Text Format) that accompanies a product and contains information the user needs to read before installing or using the product.

- *Titles*: In user documentation, don't call such documents *the Read Me* or *Read Me file*. Instead, use the document's name enclosed in quotation marks. Call a file "Read Me" only if that's the actual filename.
- *Titles for application software*: For some software products, use *Read Before You Install [Product Name]* for the title of a standalone Read Me (one that is a separate file on the user's hard disk or the product disc).

"Read Before You Install iPhoto"

- *Titles for other products*: For Read Me files that contain information other than "before you install" information (for example, those that provide the only documentation for a product, such as a firmware update downloaded from the web), you can use the name *About [Product Name]* (for example, *About Firmware Update 4.1.2*).

If a Read Me file is included within the installer for an application, the actual filename may be *Read Me.rtf* (or whatever name for which the installer is designed to look).



**read-only memory** See **ROM**.

**read/write (adj.)** Note slash, as in *read/write memory*.

**real time (n.), real-time (adj.)** Note hyphenation of adjective. Don't use *realtime*.

*Correct:* You can edit multicamera footage in real time.

*Correct:* You can group unrelated clips together for real-time montage editing.

*Incorrect:* Many transitions can play back in real-time.

**recommend** Avoid passive or first-person constructions that use *recommend*; reword in terms of the user or product. In more formal contexts, such as a warning tag, *recommend* is acceptable. Avoid *Apple recommends*.

*Correct:* Restart your computer.

*Incorrect:* Apple recommends that you restart your computer.

*Correct:* You can use this product with Mac OS X v10.3, but for the best performance you should upgrade to Mac OS X v10.4 or later.

*Incorrect:* You can use this product with Mac OS X v10.3, but Mac OS X v10.4 or later is recommended.

**Redundant Array of Independent Disks** See **RAID**.

**reference** Don't use as a verb; use *refer to*.

**register** Capitalize names of specific registers, but don't capitalize the word *register*. Don't capitalize generic register names such as *floating-point registers* and *vector registers*.

**regular** Don't use when you mean *standard*, as in *Use standard settings*.

**release** Don't use when referring to a system software version number. See also **system software; version**.

**Rendezvous** See **Bonjour**.

**Reset** The button or switch, which may be labeled with the word *Reset* or with a triangle symbol.

**resizable** Not *resizeable*.

**resize** Not *size* or *grow*. OK to use *change the size of*.

**resize control** The area in the lower-right corner of a window that you drag to resize the window. (In Mac OS 9, this item is called *the size box*.)

**resolution** Use a lowercase letter *x* (not the word *by*) to express screen or other resolution (*640 x 480*). See also **dimensions; x**.

**resources and resource types (Classic)** A resource type name should be in code font and must have exactly four characters inside straight, single, code font quotation marks; for example, 'INIT', 'crsr', 'ICN#', and 'snd#'.

**restore (v., adj.)** Don't use as a noun.

*Correct:* Avoid stopping the restore process.

*Incorrect:* Avoid stopping a restore in progress.

*Correct:* Restoring stopped because the hard disk is full.

*Incorrect:* The restore stopped because the hard disk is full.

*Correct:* If you don't have enough space on your hard disk to restore all files ...

*Incorrect:* If you don't have enough space on your hard disk to complete the restore ...

**return character** Not *carriage return* or *CR*, except in developer documentation when you're referring to ASCII character \$0D. See also **CR**.

**Return key** Capitalize when you refer to the key on the keyboard. Use lowercase when you refer to the character.

When you press Return, you generate a return character.

**RFI** Abbreviation for *radio-frequency interference*. Note hyphenation of spelled-out version; spell out on first occurrence.

**Rich Text Format** See **RTF**.

**Right Arrow key** When you refer to more than one of the arrow keys, *arrow* is in lowercase (as in *the arrow keys*).

**right-hand** Avoid except in reference to right-hand (recto) pages; use just *right* whenever possible.

**rightmost** No hyphen.

**right side** Not *right-hand side*.

**road map** Two words.

**ROM** Acronym for *read-only memory*. Spell out on first occurrence.

**Roman, roman (adj.)** Capitalize when you refer to numerals and in the term *Standard Roman character set*; use lowercase when you refer to type style. See also **Arabic**.

**ROM disk** Two words. Note capitalization.

**root** The top-level folder in a file system. In pathnames, the root of the file system is designated by a leading slash (/). Avoid using *root* as a synonym for *System Administrator*.

See also **pathnames**; **System Administrator**.

**root user** See **System Administrator**.

**router** Don't use interchangeably with *bridge*. A bridge joins two networks to form an expanded network, not an internet. A router maintains a logical map of the networks and other routers in an internet, allowing the networks to retain separate identities.

**RS-232-C** Note hyphenation. Similar terms are hyphenated in the same way.

**RTF** Abbreviation for *Rich Text Format*. Note capitalization of spelled-out version; spell out on first occurrence.

**rule** An editable action in Mail 1.3 or later. Note lowercase.

**run (v.), running (adj.)** Don't use *running* to refer to an application whose icon is visible in the Dock (or in the Application menu in the Classic environment); use *open*.

*Correct:* Quit open applications.

*Incorrect:* Check to see if any applications are running.

- *Background processes:* Use *running* for applications or processes that perform their function in the background and have no graphical interface.

Open Activity Monitor and make sure the `net.infod` process is running.

- *Applications with a graphical interface:* Say *use* (not *run*) to describe what a user does with a program that has a graphical interface.

*Correct:* Don't use other applications while burning a DVD.

*Incorrect:* Don't run other applications while burning a DVD.

- *Utilities:* In most cases, avoid using *run* to refer to using a utility application. Instead, describe the actions the user performs.

*Correct:* Before installing the software, open Disk Utility, select your disk, and click Verify Disk.

*Avoid:* Before installing the software, run Disk Utility.

- *Versions of the Mac OS:* For descriptions of versions of the Mac OS, use *with* or *that has*, not *running*.

*Correct:* a computer with [or *that has*] Mac OS X version 10.4

*Incorrect:* a computer running Mac OS X version 10.4

**runtime (n., adj.)** One word; no hyphen.

## S

**“sad Macintosh” (Classic)** Refers to the startup icon. Use quotation marks. Not *sad Mac*.

**Safari** The web browser included with Mac OS X. Note capitalization.

**sans serif (adj.)** No hyphen. Not *sanserif*.

**save** You save a file *on* a disk or *to* a disk, but not *onto* a disk.

**save box** Don't use; use *close button* (Mac OS X) or *close box* (Mac OS 9).

**scalable, scalability** Not *scaleable, scaleability*.

**Scrapbook (Classic)** Note capitalization.

**screen** Use to refer to what the user looks at while working on the computer. Don't use *display* when you mean *screen*. On an iBook, eMac, iMac, or PowerBook, the *display* is the LCD or CRT device. The *screen* is the surface the user views.

*Correct:* Tilt your PowerBook display to prevent glare on the screen.

*Incorrect:* Tilt your PowerBook screen to prevent glare.

See also **display**.

**screen saver (n., adj.)** Two words.

**screen shot (n.), screen-shot (adj.)** Two words; note hyphenation of adjective.

**script system** Not *script interface system*. When appropriate, refer to a script system by its product name, which may or may not include the words *script system*. Don't capitalize generic references to types of script systems.

KanjiTalk is Apple's version of the Japanese script system.

The Roman Script System is available on all Macintosh computers.

**scroll** Avoid using as a transitive verb.

*Correct:* Scroll through a document.

*Correct:* Scroll to view more of the document.

*Incorrect:* Scroll a document.

**scroll arrows** Two words; not *scroll bar arrows*.

**scroll bar** Two words. The whole control is *the scroll bar*. In Mac OS X, the control that users drag is *the scroller*; in Mac OS 9, it's *the scroll box*.

**scroll box (Classic)** The control that users drag in the scroll bar. In Mac OS X, it's called *the scroller* (it's not a box).

**scroller** The control you drag in the scroll bar. See also **scroll bar**.

**scroll wheel** The mechanism on the original iPod.

**SCSI** Acronym for *Small Computer System Interface*. Spell out on first occurrence. The acronym is pronounced "SKUH-zee," so it is preceded by *a*, not *an*.

The DVD-ROM drive is a SCSI device.

You can connect Narrow SCSI devices to the computer's external SCSI port. Different types of SCSI connections are named according to their speed. Note the treatment of these terms: *Narrow SCSI* (also called *SCSI-1*), *Fast Narrow SCSI* (also called *SCSI-2*), *Fast Wide SCSI*, *Wide Ultra SCSI*, *Wide Ultra2 SCSI*.

**SCSI cable** Not *SCSI system interface cable* or *SCSI interface cable*. Be specific: *SCSI system cable*, *SCSI peripheral cable*.

**SCSI card** Not *SCSI interface card*.

**SCSI ID indicator** Not *SCSI priority switch*.

**SCSI ID number** Not *SCSI priority number*.

**SCSI ID switch** Not *SCSI priority switch setter* or *SCSI ID number switch*.

**SD (n., adj.)** Abbreviation for *standard definition*. Spell out on first occurrence; no hyphen in spelled-out version.

**SDRAM** Abbreviation for *synchronous dynamic random-access memory*. Spell out on first occurrence.

**search field** The field that appears when you click the Spotlight icon in the menu bar. Note lowercase.

**search results list** The list that appears after a Spotlight search. Note lowercase.

**secondary cache, second-level cache** Don't use; use *level 2 cache* or *L2 cache*.

**select** Use *select*, not *choose*, to refer to the action users perform when they select among multiple objects—such as icons, graphic images, radio buttons, or checkboxes in a dialog—or when they highlight text for editing.

Select a name in the list of users.

To select several files at once, hold down the Shift key and then click the files.

Select the text you want to make bold.

Select the Autosave Vault checkbox.

- *Selecting objects*: Although users generally click to select objects (they can also use the keyboard), you need to use the complete phrase *click to select* only if you think there's potential for confusion. Both of the following examples are acceptable.

Click to select a name in the list of users.

Select a name in the list of users.

- *Checkboxes*: See **checkbox**.
- *Item names*: Although it's usually clearest to include both the name of the interface item and what type of item it is (such as a checkbox or radio button), you can also refer to the item as an *option* or give only the name of the item to save space.

Select the option "Show displays in menu bar."

Select Left, Bottom, or Right to position the Dock on your screen.

- *Menu items*: Use *choose* for menu items, including those in pop-up and shortcut menus. See also **choose; click; menus**. Compare **deselect; highlight; unselected**.

**selection rectangle** The rectangular outline that appears when you drag across items on the screen to select them. Often, you can simply say drag to select.

Drag a selection rectangle around the clips you want to edit into your sequence.

Drag to select the clips you want to edit into your sequence.

**self-powered** See **bus-powered, self-powered**.

**self-test (n., adj.)** Note hyphenation. Don't use as a verb.

**sentence-style capitalization** Capitalize only the first letter of the first word, proper nouns, and proper adjectives. See also **capitalization (sentence style)**. Compare **capitalization (title style)**.

**server** A computer or device (or the software on it) that is on a network and manages the network's resources. Types of servers include the following:

application server, database server, file server, HTTP server, mail server, network server, print server, streaming server, web server

**service manual** Note lowercase.

**setup (n., adj.), set up (v.)** One word except as a verb.

**Setup Assistant** Two words. Capitalize when you refer to an application that helps users configure the system or software; use lowercase for a generic reference. Don't use *the* before *Setup Assistant*.

*Correct:* You must have an AirPort Extreme Card installed in your computer to use AirPort Setup Assistant.

*Incorrect:* You must have an AirPort Extreme Card installed in your computer to use AirPort setup assistant.

*Incorrect:* You must have an AirPort Extreme Card installed in your computer to use the AirPort Setup Assistant.

*Correct:* Apple Remote Desktop provides an easy-to-use setup assistant to guide you through the process.

See also **Assistant**.

**sexism, sexist language** See **fair language**.

**shared disk** In user documentation, use *shared disk* when you discuss connecting to another computer over the network. When you discuss setting up a folder to share on your own computer, use *shared folder*. Use *file server* only when explaining the concept of file servers.

**shared folder** In user documentation, use *shared folder* when you discuss setting up a folder to share on the user's computer. Use *shared disk* when you discuss connecting to another computer over the network. See also **shared disk**.

**share point** Two words. A folder, hard disk, or removable storage device that is available over a network.

**sheet** Refers to a dialog attached to a specific document window. In user documentation, call a sheet a *dialog* (*sheet* is mainly used in developer documentation).

When you choose Print, the Print dialog appears. [User documentation]

When the user responds to a sheet, and another sheet for that document opens, the first sheet must close before the second one opens.

[Developer documentation]

**Sherlock** A Mac OS X Internet services application. Note capitalization.

**Shift-click (v., adj.)** Note capitalization and hyphenation. The hyphen denotes a combined action; *Shift-click* is equivalent to *press the Shift key and click*.

Use the Shift-click technique to select more than one icon.

To include another item in the selection, Shift-click it.

**Shift key** Note capitalization.

**Shift lock** Don't use; use *Caps Lock*.

**shortcut** One word. See also **keyboard shortcut**.

**shortcut menu** See **menus**.

**shows up** Don't use; use *appears*.

When you choose Find, a dialog appears.

**shutdown (n., adj.), shut down (v.)** Use *Shut Down* when you refer to the menu command. In generic references, use lowercase.

**sidebar** The column on the left side of Finder windows that shows mounted disks, servers, and favorite items. One word; note lowercase.

**sign** Use *sign*, not *symbol*, in the following terms: *division sign*, *equal sign*, *greater-than sign*, *less-than sign*, *minus sign*, *multiplication sign*, *number sign*, and *plus sign*.

**signaled, signaling** Not *signalled*, *signalling*.

**signals** Use regular text font, all caps, for signal names. Use an en dash between the first and last signal names to indicate a range of signals. Begin active-low signal names with a slash, and use angle brackets to enclose two or more ranges in a set.

/CLK

</AD31–/AD29,/AD7–/AD0>

**sign-on (n., adj.), sign on (v.)** Two words; no hyphen in verb. Note hyphenation in phrases such as *single sign-on authentication*.

**SIMM** Acronym for *single inline memory module*. No hyphen in spelled-out version. Spell out on first occurrence.

**Simple Mail Transfer Protocol** See **SMTP**.

**since, because** Use *since* to mean *during the period subsequent to the time when*. Use *because* to mean *for the reason that*.

*Correct:* It has been 5 hours since you checked your email.

*Correct:* Because you made a backup copy, you didn't lose your work.

*Incorrect:* Since you made a backup copy, you didn't lose your work.

**single inline memory module** See **SIMM**.

**single letters** See **letters as letters**.

**size (v.)** Don't use; use *resize* or *change the size of* (in reference to a window or an object).



**size box (Classic)** The area in the lower-right corner of a window that you drag to resize the window. (In Mac OS X, this item is the *resize control*.)

**slash ( / )** Use to describe this character: /. See also **backslash**.

**sleep** An energy-saving feature of some computers. The computer *goes to sleep* (or the user can *put it to sleep*); the computer is then *in sleep* or *in sleep mode*. Don't use *the computer is sleeping* or *the computer is asleep*.

**slider** The object you drag to set a value on a continuum (a range of values). The whole control is called *the slider control*.

**slideshow** One word.

**slot** A long, thin socket on the main logic board where peripheral cards are inserted. Don't use *connector* to refer to a slot. Use lowercase for *slot* when it is followed by a number that is Arabic (*slot 1, slot 2*). Compare **connector; jack; port; socket**.

**slot-loading (adj.)** Not *slot-load*. See also **tray-loading**.

**Small Computer System Interface** See **SCSI**.

**small outline dual inline memory module** See **SO-DIMM**.

**Smart Album, Smart Folder, Smart Group, Smart Mailbox, Smart Playlist** Smart items are updated automatically based on search criteria the user selects. Note capitalization.

Smart Albums (in Aperture)

Smart Folders (in the Finder)

Smart Groups (in Address Book)

Smart Mailboxes (in Mail)

Smart Playlists (in iTunes)

**smart card** Note lowercase.

**SMTP** Abbreviation for *Simple Mail Transfer Protocol*. Note capitalization of spelled-out version; spell out on first occurrence.

**SnapBack** A Safari feature. Note capitalization. Use *SnapBack* as an adjective; don't use as a verb.

*Correct:* SnapBack button, SnapBack page, SnapBack technology

*Incorrect:* You can SnapBack to a previously visited page.

**so-called (adj.)** Don't italicize or use quotation marks around terms following *so-called*.

**socket** Use to refer to a receptacle with holes that receives a plug or other connector. Don't use *female connector*. Compare **connector; jack; port; slot**.

**SO-DIMM** Acronym for *small outline dual inline memory module*. Spell out on first occurrence. Note hyphenation of the acronym.

**software, software program** See **application**; **system software**.

**software license agreement** Not *software licensing agreement*. Note lowercase.

**Software Update** A pane in System Preferences. Not *Software Updates*.

**software version numbers** See **version**.

**sound input port** Note lowercase; no hyphen. Not *sound-in port* or *Sound In port*. The port that connects the computer to a microphone or similar sound input equipment. Compare **audio input port**.

**sound output port** Note lowercase; no hyphen. Not *sound-out port* or *Sound Out port*. The port that connects the computer to headphones, speakers, or other sound output equipment. Compare **audio output port**.

**soundtrack** One word.

**Soundtrack** Music composition software. Note capitalization.

**Soundtrack Pro** An advanced audio editing and sound design application. Note capitalization.

**source file** Two words.

**Space bar** Two words. Note capitalization.

**space character** Not *blank* or *blank character*. OK to use just *space*, but in many cases it's necessary to remind the user that a space is actually a character and that margins, indentation, word wrap, and page breaks can sometimes be affected by extra space characters (or a lack of them).

**speed** For the speed of disc drives, use a lowercase *x*—for example, *24x speed*. Note that there is no space between the numeral and the *x*.

**spell-check (v.)** Note hyphenation. Also OK to use *check the spelling of a document*.

**spell checker, spelling checker** Either term is OK.

**spin down (v.)** Avoid using. Use *stop spinning* instead. OK for use in service-related publications.

**spinning gear** See **progress indicator**.

**spinning wait cursor** In developer documentation, the colored pinwheel cursor. In user documentation, use *wait cursor*.

*Developer documentation:* Try to avoid situations in your application that cause the window server to display the spinning wait cursor.

*User documentation:* You might see a wait cursor (looks like a colored pinwheel) while the application is opening.

**splash screen** Don't use; use *opening display*, *startup display*, or *startup screen*.

**Spotlight** The systemwide search technology introduced in Mac OS X v10.4. Related terms include the following:

Spotlight icon (in the menu bar)

Spotlight search field

Spotlight results menu (or Spotlight menu)

Spotlight results window (or Spotlight window)

**spring-loaded** Use to describe the ability of a folder to open automatically (“spring open”) when an item is dragged onto it. Don't use *spring-open*.

**square wave (n.), square-wave (adj.)** Note hyphenation of adjective.

**standalone (adj.)** One word. Don't use as a noun.

**standard definition** See *SD*.

**Standard Roman character set** Note capitalization.

**standard user** Use in Mac OS X to describe a user whose account is more restrictive than that of an admin user. Don't use *normal user*. See also **administrator**, **admin**.

**start** Don't use when you mean *open* (as in *open an application program*).

**start up (v.), startup (n., adj.)** In user documentation, try to avoid using *startup* as a noun, except when repeated occurrences of *when you start up* become unwieldy. Rewrite when possible to use a more specific term or description.

For AppleCare and developer documentation, *startup* is an acceptable generic term for the period of time it takes the computer to start up.

Start up the computer.

After a few seconds, you see the startup display.

While the computer is starting up, you can check your voicemail.

*AppleCare:* During startup, you can scan the manual that came with your computer.

See also **boot**.

**startup disk** Preferred term in user documentation, but *boot disk* is OK in developer documentation.

**Startup Disk** A pane in System Preferences. If you need to distinguish between the Mac OS X version and the Mac OS 9 version, you can refer to them this way:

- the Startup Disk pane of Mac OS X System Preferences
- the Classic Startup Disk control panel
- the Startup Disk control panel included with Mac OS 9

**startup display, startup screen** Not *splash screen*. *Startup display, startup screen, and opening display* are all OK.

**startup sound** Use to refer to the chord heard during a successful startup sequence. Don't use *boot chime*.

**statement** Not necessarily the same as *line*. One line may contain several statements, and one statement may extend over several lines.

**stationery** In user documentation, not *stationery document*. The checkbox in the Info window is labeled *Stationery Pad* (note capitalization).

**stationery-aware program** Don't use. Use *program that works with stationery* or *program that recognizes stationery*.

**step** Don't capitalize, even in specific references.

- step 1, steps 1 and 2, several steps

**stereotypes** See **fair language**.

**Stickies** The name of an application. The things you create with Stickies are called *notes*.

**Sticky Keys** Capitalize when you refer to the feature that can be set in the Universal Access pane of System Preferences.

**stop** A general term meaning to cause a process, command, or program to cease. Compare **exit; halt; interrupt; quit**.

**style (of type)** Not *typestyle* or *type style*.

**sub (prefix)** Close up words beginning with *sub*.

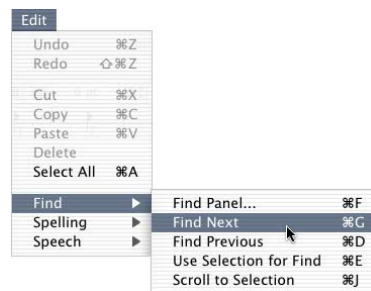
- subaccount, submenu, subdirectory, subnetwork

**subdirectory** In developer documentation, can be used to refer to a directory within another directory. In user documentation, use *folder*. See also **folder**.

**submenu indicator** Refers to the triangular symbol that indicates an additional set of choices (usually a submenu) in a menu.



**submenus** Use when you describe hierarchical menus. When the user highlights a menu item with a triangular indicator, a submenu appears.



To describe choosing an item from a submenu, use this style:

Choose Edit > Find > Find Next.

See also **choose; menus**.

**subtitles, document** See **volume (document)**.

**super (prefix)** Close up words beginning with *super*.

supercomputer, superfine, supermodem

**SuperDrive** The combination drive that reads and writes (burns) DVD and CD discs. Usually preceded with an article. Don't use *Combo drive* or *combo drive*. It's OK to use a term such as *SuperDrive (DVD-R/CD-RW)* to explain the drive's capabilities. Use the form *8x-speed* or *8x* to refer to the drive's speed.

Types of SuperDrive include the following:

DVD-R/CD-RW

DVD±RW/CD-RW

DVD+R DL/DVD±RW/CD-RW

**support** Avoid in user documentation when you can use *compatible*, *works with*, or another appropriate word or phrase.

*Preferable:* To use iDVD, you must have an Apple SuperDrive installed.

*Avoid:* iDVD does not support DVD-R drives other than the Apple SuperDrive.

*Preferable:* You can use files in most QuickTime formats with iMovie HD.

*Avoid:* iMovie HD supports most QuickTime formats.

It's OK to use *support* to refer to a product Apple has not tested or to a feature that Apple does not provide but that the user can obtain (for example, using software from other manufacturers). Avoid saying *Apple does not support* something.

*Preferable:* You can't copy songs from your iPod to your computer.

*Avoid:* Apple does not support copying songs from your iPod to your computer.

*Acceptable:* Check the iMovie HD website for a list of supported camcorders.

**S-video** Note capitalization and hyphenation.

**S-video input port** Connects the computer to video equipment that uses an S-video connector. Not *S-video In port*. Different from a composite video input port. Compare **video input port**.

**S-video output port** Connects the computer to video equipment that uses an S-video connector. Not *S-video Out port*. Different from a composite video output port. Compare **video output port**.

**switch on, switch off** Don't use *power down*, *power off*, *power on*, or *power up* in user documentation. OK to use *turn on* and *turn off*.

**symbol** OK in a generic sense, as in *the percent symbol (%)*. Don't use *symbol* when you mean *character*, *letter*, or *digit*.

Use *sign*, not *symbol*, in the following terms:

division sign, equal sign, greater-than sign, less-than sign, minus sign,  
multiplication sign, number sign, plus sign

**sync, synced, syncing** *Sync, synced, and syncing* are OK as short forms of the verb *synchronize* or as short ways to refer to particular instances of synchronization. Avoid using *sync* as a noun.

*Correct:* You can sync your devices.

*Correct:* You can perform a sync operation.

*Incorrect:* You can perform a sync on your devices.

*Correct:* If your devices weren't synced, try again.

*Correct:* You can speed up the process by syncing fewer devices.

Avoid using *sync* to refer to the synchronization feature that can be turned on and off; use *synchronization* (or *syncing*).

*Correct:* Make sure synchronization is turned on for the device.

*Incorrect:* Make sure sync is turned on for the device.

**synchronous dynamic random-access memory** See **SDRAM**.

**syntax descriptions** Follow these conventions.

- *Literals:* Use code font for literals (parts of the language, values, and so on).
- *Metasymbols:* Use italics for metasymbols (artificial terms that have meaning only in your document and are to be replaced by a value or symbol).

Use an embedded cap to connect two words that act as a single metasymbol (*sourceFile*).

Be consistent when you name metasymbols; for example, don't alternate between *commands* and *commandList*.

- *Brackets:* Use regular text font for brackets that enclose something that's optional. Pay close attention to punctuation.

Read (*[file, ] var*)

**system** Use to refer to a computer and any peripheral devices, accessories, and software. Don't use *system* to refer to the computer alone.

*Correct:* The computer requires a folder named Applications in this location.

*Incorrect:* The system requires a folder named Applications in this location.

**System Administrator** Note capitalization. Avoid, except when you're referring to the Mac OS X user account identified as *System Administrator* (long name) and *root* (short name).

Anyone with access to the System Administrator account can obtain read-and-write access to all settings and files on the system, including hidden system files that a regular admin user can't modify. Each computer can have multiple administrator accounts, but can have only one System Administrator account.

Lowercase *system administrator* is an acceptable and frequently used variant of the noun *administrator*.

To obtain a static IP address for your computer, contact your system administrator or network administrator.

See also **administrator**; **administrator**, **admin**.

**system extension (Classic)** In user documentation, may be used to describe files (for instance, files of type 'INIT', 'appe', and 'seri') that extend the abilities of the computer.

**System file (Classic)** Note capitalization. Refers to the specifically named file in the Classic (Mac OS 9) System Folder. Compare **system files**.

**system files** Note lowercase. Refers to any files used by the computer to start up or to provide systemwide information. Compare **System file**.

**System folder, System Folder** Use a lowercase *f* in Mac OS X and an uppercase *F* in Mac OS 9.

**System Preferences** Note capitalization for the name of the application. See also **preferences**.

**system software** The software used to operate and maintain a computer system, including the operating system and utility programs. Note lowercase. Not *systems software*. See also **version**.

**systemwide (adj.)** One word. See also **wide**.



## T

**tab (in Classic Control Strip)** Use lowercase *tab* when you refer to the tab at the end of the Mac OS 9 Control Strip.

**tab (user interface element)** In the user interface, the tab itself is called the [*tab name*] *tab*, but the content you see when you click a tab is the *pane*.

Note that some controls that used to look like tabs now look like buttons. In general, if it looks like a tab, call it a *tab*; if it looks like a button, call it a *button*.

See also **pane**.

**Tab key, tab character** Capitalize when you refer to the key on the keyboard. Use lowercase when you refer to the character.

When you press Tab, you generate a tab character.

The tab character (HT, for *horizontal tab*) has ASCII value \$09.

**table captions** Table captions include a table number and a table title. In developer documentation, most tables are numbered. In user documentation, many tables have no numbers and no titles.

When you use table titles, keep them short; don't exceed a line and a half of text. Avoid using complete sentences for table titles.

**table of contents** Most documents of ten pages or more should have a table of contents, which always begins on a new right-hand page.

- *What to include:* The table of contents should include part, chapter, and chapter-equivalent titles and may include level-one, level-two, and level-three heads. If absolutely necessary, level-four heads can be included (but remember that a document long enough to need level-four heads also has an index).
- *Capitalization, wording, and punctuation:* The wording, capitalization, punctuation, and spelling of all heads and titles must be exactly the same in the table of contents as in the text.

**tables** Use tables for information that is easier to scan in columnar form than in running text. Also use tables for “information matrixes,” which provide an effective way to present quick-reference instructions or descriptions.

- *Capitalization*: Use sentence-style capitalization for all parts of a table, including the column headings.
- *Headings*: Make table headings short and descriptive.
- *In-text references*: Provide in-text references to all tables. In general, place the reference in the paragraph immediately preceding the table. In user documentation, you can use *below* to refer to a table that immediately follows the paragraph. In-text references can stand alone as a complete sentence (with or without parentheses) or can occur within a sentence (with or without parentheses). Use a consistent style throughout a document.

The following table shows how the tools work and what they do.

The application provides several tools (see the following table).

See the table below for details.

If the table has a number, use it in the in-text reference.

Table 3-2 lists the signal and pin assignments for the DVI connector.

See Table 3-10 for additional result codes.

- *Table notes and footnotes*: Information that pertains to an entire table is generally set as a table note, before any table footnotes.

The table note begins with the word *Note* (initial cap only) followed by a colon. If it is essential that this information be more prominent than a table note allows, it can be added instead after the table title, in parentheses, with no capitalization or ending punctuation (even if it is a complete sentence).

When specific items in a table require footnotes, depending on your department’s style, either number the items consecutively starting with 1 or use the following symbols, in this order:

asterisk (\*)

dagger (†, Option-T)

double dagger (‡, Option-Shift-7)

section (§, Option-6)

paragraph (¶, Option-7)

number (#)

When more symbols are needed, they are doubled, in the same order.

In developer documentation, table notes and footnotes are not used (because of problems with HTML conversion).

**tap (n., v.), tapping (n., v.)** Use when you describe the trackpad action that's equivalent to clicking. See also **click; press; type**.

**target disk mode** Note lowercase.

**TB (n., adj.)** Abbreviation for *terabyte*. Spell out on first occurrence.

- *Noun*: In the noun form, use a space between the numeral and the abbreviation. The preposition *of* is necessary before the unit that the value quantifies.

1 TB of memory

- *Adjective*: Don't hyphenate the adjective form.

1 TB hard disk

**Tbit (n., adj.)** Abbreviation for *terabit*. Spell out on first occurrence.

- *Noun*: In the noun form, use a space between the numeral and the abbreviation. The preposition *of* is necessary before the unit that the value quantifies.

1 Tbit of line capacity

- *Adjective*: Don't hyphenate the adjective form.

10 Tbit router

**Tbit/s** Standard abbreviation for *terabits per second*. Spell out on first occurrence.

**Tbps** Customary abbreviation for *terabits per second* used by some Apple groups. See also **Tbit/s**.

**TB/s** Standard abbreviation for *terabytes per second*. Spell out on first occurrence. See also **TB/sec**.

**TB/sec.** Customary abbreviation for terabytes per second used by some Apple groups. See also **TB/s**.

**TCP/IP** Abbreviation for *Transmission Control Protocol/Internet Protocol*. Note capitalization of spelled-out version.

**telecommunicate** Don't use as a verb. Use *communicate* instead.

**telecommunication** *Telecommunication* refers to the act; *telecommunications* refers to the field. When used as an adjective, the correct term is *telecommunications*.

Telecommunication gets simpler by the day, though you can't prove it by most manuals on this subject.

The telecommunications industry is expanding rapidly.

**telephone numbers** Use hyphens in U.S. phone and fax numbers; don't use parentheses or a leading 1. Use *toll-free number*, not *800 number*. For numbers with extensions, use *extension* or *ext.*, not *x*. For phone numbers that use letters for easier recall, include the numeric form in parentheses when possible.

800-282-2732

800-MY-APPLE (800-692-7753)

800-800-APPL (800-800-2775)

408-996-1010

See also **addresses (mailing)** and Chapter 7, "International Style," on page 193.

**television** Not *television set* or *TV set*. After the first occurrence, *TV* is OK.

**television monitor** Don't use. Use *video monitor* or *monitor*.

**Telnet** Note capitalization. Avoid as a verb. The UNIX command `telnet` is all lowercase.

*Correct:* You use Telnet to connect to another computer as a terminal.

*Correct:* You use the `telnet` command to connect to another computer as a terminal.

*Incorrect:* You Telnet to another computer to use its software.

**terabit** See **Tbit**.

**terabits per second** See **Tbit/s; Tbps**.

**terabyte** See **TB**.

**terabytes per second** See **TB/s; TB/sec**.

**terminal** A device or software for sending commands to a computer located somewhere else.

**Terminal** An application for using the command-line interface. Don't use *the* before.

**terminal emulation (n., adj.)** No hyphen.

**TextEdit** A basic word-processing application included in Mac OS X. Note capitalization.

**text field** See **field**.

**text file** Two words.

**text heads** Use different levels of text heads to make the organization of documentation clearer to the reader, but remember that too many heads too close together distract the reader and clutter the page.

- *Organization*: In general, organize your sections so that level-four heads are subordinate to level-three heads, level-three heads to level-two heads, and so on. (Don't skip a level of text heads.) When the next logical level of text head seems too prominent for a given usage (in troubleshooting chapters, for example), you can use display sentences rather than skipping a level of text heads.
- *Chapter openings*: Avoid beginning a chapter with a level-one head; start with an introductory paragraph or two before your first text head. Similarly, avoid placing a level-two head immediately after a level-one head, and so on. When you have limited space, and when text serves primarily to separate one head from the next (but isn't necessary to the reader), it's OK to place a head immediately following the previous level of head.
- *At least two heads of the same level*: If you use a particular level of head at all in a given chapter or section, use at least two. (Strictly speaking, a chapter or section can't be subdivided into only one part.)
- *Parallelism*: Keep the wording of parallel heads within a section parallel:
  - Use the same verb forms (gerunds, imperatives, and so on) from head to head.
  - Comparable terms should all be either singular or plural, not a mix.
  - If you use complete sentences for some heads, use them for all comparable heads.
- *Capitalization*: Use title-style capitalization for most text heads. Check with your editor for your department's guidelines.
- *Punctuation*: Avoid colons in heads wherever possible. If a colon in a head is required, capitalize the first word after the colon. Avoid ellipsis points in heads.
- *Humor*: Keep heads simple and descriptive. Avoid cute, flippant, or gimmicky heads. Humor can be an effective means of enhancing the reader's experience, but it generally works best in examples rather than in titles or heads.

**that** Use to introduce a restrictive clause; clauses beginning with *that* are generally not set off with commas.

This is the computer that has network access. [There are many computers; the phrase *that has network access* restricts—narrows the meaning of—the subject of the sentence to one computer.]

The newest computer in the lab, which is a Power Mac G5, is also the students' favorite. [There is only one newest computer; the phrase *which is a Power Mac G5*, although it provides more information, doesn't restrict the subject of the sentence.]

Compare **which**.

**then** *Then* is not a coordinating conjunction. In plain, declarative sentences that consist of two or more independent clauses, *then* should (usually) be preceded by a comma and *and*, or by a semicolon.

First you insert the CD, and then you install the printer software.

First you insert the CD; then you install the printer software.

In the imperative mood, as in how-to steps, *then* is OK without the conjunction.

Insert the CD, then install the printer software.

It's also correct to use *and then* in imperative sentences consisting of two independent clauses, or to precede *then* by a semicolon.

Insert the CD, and then install the printer software.

Insert the CD; then install the printer software.

Avoid using *then* unnecessarily:

*Preferable:* If you save a document often, you're less likely to lose changes.

*Avoid:* If you save a document often, then you're less likely to lose changes.

Whichever style you choose, be consistent throughout a project.

**third party (n.), third-party (adj.)** The adjective is hyphenated. Avoid in user documentation. If possible, replace with another descriptive term, such as *not made by Apple* or *from other manufacturers*.

*Avoid:* If you've installed third-party plug-ins, one of the plug-ins could be causing the problem.

*Preferable:* If you've installed plug-ins from manufacturers other than Apple, one of those plug-ins could be causing the problem.

**thread** In the context of a series of related files, such as email messages, items are *in* a thread.

You can reply to an earlier message in the thread.

**throw away** Don't use when you mean *to drag an item to the Trash*.

*Correct:* After you've expanded the compressed file, drag it to the Trash.

*Incorrect:* Throw away the compressed file after you expand it.

**thumb** Don't use when you mean *scroller* or *slider*.

**Tiger** The trademarked name for Mac OS X version 10.4. See also **Mac OS X**.

**Tiger Server** The nickname for Mac OS X Server version 10.4. See also **Mac OS X Server**.

**tilde (~)** See **pathnames**.

**timecode** One word; no hyphen.

**timeout (n., adj.)** One word; no hyphen.

**timestamp (n., v.)** One word; no hyphen.

**title bar** Two words. Note lowercase.

**titled** Not *entitled*.

**titles, chapter and section** Make part titles, chapter titles, and heads concise and consistent. Keep the reader's needs in mind, and remember that these elements are used primarily as locators for someone skimming through a document.

**titles, disc** See **disc titles**.

**titles, document** See **document titles**.

**titles, window** See **window titles**.

**title-style capitalization** Capitalize each word—except for articles, prepositions of four or fewer letters, and so on. See also **capitalization (title style)**. Compare **capitalization (sentence style)**.

**toggle (v.)** OK to use in developer documentation; don't use in user documentation.

**toolbar** One word; note lowercase. An area containing buttons, such as in Finder windows and Mail. Don't call toolbar buttons *icons* or *shortcuts*.

**toolkit** One word.

**tooltips** Don't use unless *tooltips* is the term used in the interface. Use *help tags*. See also **help tags**.

**Torx screwdriver** Note capitalization. Not *Torex* or *Torque*.

**touch screen** Two words.

**touch-tone (adj.)** Note hyphenation.

**touch wheel** Don't use. See **Click Wheel**.

**toward** Not *towards*.

**trackball** An input device used as a substitute for a mouse. One word.

**track list** Two words.

**trackpad** One word.

**trademarks (general)** The name of any trademarked Apple product or service mentioned in a document must appear in the appropriate credit line on the copyright page. Categories include trademarks (<sup>™</sup>), service marks (<sup>SM</sup>), registered trademarks (<sup>®</sup>), and registered service marks (<sup>®</sup>).

- *Apple trademarks:* On first use of a trademarked name, and frequently thereafter, use the name as an adjective. Don't use the plural or possessive form of a trademark.
- *Third-party trademarks:* Some companies have special requirements for the use of their trademarks in Apple documents and for the wording in a trademark notice. For a list of those trademarks and their notices, see the "Special and Licensed Trademarks and/or Copyrights" section of the Apple trademark list, which is available at:  
[web.apple.com/areas/trademarkinformation](http://web.apple.com/areas/trademarkinformation) (internally)  
[www.apple.com/legal/trademark/appletmlist.html](http://www.apple.com/legal/trademark/appletmlist.html) (externally)
- *Trademark symbols:* In user and developer documentation (print and electronic), don't use trademark symbols for Apple trademarks in headings or text. Note, however, that other types of documents, such as press releases, do use trademark symbols in text. Follow the usage guidelines specific to your type of documentation. Trademark status changes with time. For the most current Apple trademarks, consult the trademark list on the web.

**trademarks (usage)** Follow these guidelines for trademarks.

- *Trademark status:* On the copyright page, distinguish between registered and unregistered trademarks and service marks.
  - Final Cut Pro is a trademark of Apple Computer, Inc., registered in the U.S. and other countries. [Registered]
  - AppleCare is a service mark of Apple Computer, Inc., registered in the U.S. and other countries. [Registered]
  - Finder is a trademark of Apple Computer, Inc. [Unregistered]
  - AppleWorld is a service mark of Apple Computer, Inc. [Unregistered]
- *Adjectives:* Trademarks are correctly used as adjectives modifying nouns. Don't use a trademark as a noun on first use in text. Thereafter, you can occasionally use the noun form, but use the adjective form frequently throughout the text.
  - Correct first mention:* Congratulations on the purchase of your new iMac computer.
  - Incorrect first mention:* Congratulations on the purchase of your new iMac.
  - Acceptable later reference:* Use both hands to lift your iMac.
- *Plural form:* Don't use a trademarked name in the plural form.
  - Correct:* If you have more than one Macintosh computer . . .
  - Incorrect:* If you have several Macintoshes . . .



- *Possessive form*: Don't use a trademarked name in the possessive form.  
     *Correct*: Learn more about iBook features.  
     *Incorrect*: Learn more about iBook's features.
- *Third-party trademarks*: For third-party trademarks, follow the usage guidelines posted by the third-party company.

**Transmission Control Protocol/Internet Protocol** See **TCP/IP**.

**Trash** Note capitalization. Use an article (*drag the file to the Trash*).

**tray-loading (adj.)** Not *tray-load*. See also **slot-loading**.

**troubleshoot (v.), troubleshooting (n., adj.)** One word.

**TrueType** Note capitalization.

**tune in to** Three words. See also **into, in to**.

**turn on, turn off** OK to use when you describe power to a computer or peripheral device. You can also use *turn on* to describe enabling features such as file sharing, as in *turn on file sharing*. See also **start up, startup; switch on, switch off**.

**TV** Not *TV set* or *television set*.

**TV monitor** Don't use. Use *video monitor* or *monitor*.

**twisted-pair cable** Note hyphenation.

**type (n.)** Use in general references to the text that appears on a printed page. Don't use *type* when you mean *font* or *font family*.

**type (v.)** Use to describe the act of pressing keys to produce characters on the screen. Use code font or quotation marks to represent what the user actually types, depending on your department's style guidelines.

Type PR#4. [Technical Publications uses this style.]

Type "01221419" in the Current Timecode field. [User Publications uses this style.]

Use regular text font to describe generically what the user types.

Type a new timecode value in the Current Timecode field.

Don't use *type in* when you mean *type*. Compare **enter; press**.

**Type 1 font** Note capitalization. A font that conforms to the ISO 9541 standard.

**Type A connector** A type of USB connector. Note capitalization. Use once and describe what it looks like (*rectangular*).

**type-ahead (n., adj.), type ahead (v.)** Don't use a hyphen in the verb. Refers to the queuing of a user's keystrokes until an application is ready to process them. Compare **mouse-ahead, mouse ahead**.

**Type B connector** A type of USB connector. Note capitalization. Use once and describe what it looks like (*square*).

**typeface** Use to refer to a distinct design for a particular character set. Each typeface has its own name, such as Times or Garamond. Fonts of the same typeface (regardless of font style or point size, or whether they are outline or bitmap fonts) form a single font family. Compare **font; font family**.

**type family** Don't use; use *font family*.

**type size** Don't use; use *size* or *font size*.

## U

**UDF** Abbreviation for *Universal Disk Format*. Note capitalization of spelled-out version.

**UFS** Abbreviation for *UNIX File System*, a file format available in Disk Utility that is used primarily by UNIX and UNIX-based operating systems. Not necessary to spell out on first occurrence.

**ultra (prefix)** Close up except in words beginning with a vowel: *ultra-efficient*.  
ultrafast, ultralight, ultrasharp, ultrathin, ultrawide

**unavailable** Use to describe an item such as a menu item or an option in a dialog that the user cannot select or choose because certain conditions are not met.

The Copy command is unavailable if there is no text selected.  
See also **dimmed**.

**uncheck** Don't use; use *deselect*.

**under** Don't use to describe an operating system environment. Use *in* or *with* (*in Mac OS X*, not *under Mac OS X*).

**underlining** Don't use. See also **italics; quotation marks**.

**unhighlight (v.)** Don't use. Use *deselect* for the action of clicking to remove highlighting.

**unhighlighted (adj.)** Don't use; use *not highlighted*. Compare **unselected**.

**Unicode** A 16-bit character encoding standard developed by the Unicode Consortium; used for representing characters as integers.

**Uniform Resource Locator** See **URL**.

**unit** Don't use to refer to a hardware product. Use a different noun as appropriate.

*Correct:* Take apart the computer.

*Incorrect:* Take apart the unit.

**Universal Access** A pane in System Preferences that provides options for those who have difficulty using the computer. Note capitalization.

**Universal Disk Format** See **UDF**.

**Universal Serial Bus** See **USB**.

**UNIX** All caps; there is no spelled-out version. Mac OS X can be described as *a UNIX-based operating system*; don't call it *a UNIX operating system*. It's OK to use *UNIX* in other contexts that don't imply that Mac OS X is a UNIX operating system.

UFS is a UNIX file system.

This model for interrupt handling does not conform to the standard UNIX model.

Other terms may be appropriate depending on the context. Possible alternatives include *Darwin* (*With the Terminal application, you can enter Darwin system commands*) and *BSD*. See also **Darwin**.

**UNIX File System** See **UFS**.

**unmount (v.)** Use to refer to making a volume unavailable.

In Disk Utility, select the volume you want to unmount and click Unmount in the toolbar.

Use this function to unmount one or more server volumes.

Don't use *unmount* as an intransitive verb.

*Correct:* Unmount the volume.

*Incorrect:* The volume unmounts.

In documentation for new users, enclose in quotation marks on first occurrence and make sure the meaning is clear.

If you "unmount" one volume in the Finder, you make it and all other volumes on the same disk unavailable.

See also **mount**; **mounted**.

**unmounted (adj.)** Use to refer to a volume that is not available.

Disk Utility lists both mounted and unmounted volumes.

In documentation for new users, enclose in quotation marks on first occurrence and make sure the meaning is clear.

If a volume is “unmounted,” it is unavailable.

See also **mount; mounted.**

**unselected (adj.)** Use to describe something that is not selected. Not *deselected* or *dehighlighted*. Compare **deselect; unhighlighted.**

**Up Arrow key** When you refer to more than one of the arrow keys, *arrow* is lowercase (as in *the arrow keys*).

**upgradable** Not *upgradeable*.

**upload** One word. Reword if possible, but OK to use when you refer to copying files to a server.

**uppercase (n., adj.)** One word; no hyphen. When used in conjunction with *lowercase* as a noun (or to modify a noun), use *uppercase and lowercase* (both words spelled out, in that order).

**upside-down (adj.)** Note hyphenation.

**upward** Not *upwards*.

**URL** Abbreviation for *Uniform Resource Locator*, which is another term for an Internet address. *URL* is pronounced “you-are-ell” and should be preceded by *a*, not *an*. In most user documentation, use *Internet address* or *address*, not *URL*. If you use *URL*, spell it out on first use.

An Internet address is sometimes called a *URL*, short for *Uniform Resource Locator*.

See also **Internet addresses.**

**U.S.** Note periods. (Exception to the rule that abbreviations don’t include periods.) Use the abbreviation as an adjective only; as a noun, spell out *United States* (except in trademark notices). See also **America, American.**

**USB** Abbreviation for *Universal Serial Bus*. Spell out on first occurrence. Avoid as a noun.

**Usenet** Note capitalization.

**user** If the audience of your document consists of users, avoid this term. Instead, address the reader as *you*.

*Correct:* You can burn your own music CDs.

*Incorrect:* Users can make movies with effects, transitions, and a soundtrack.

When the audience consists of developers or administrators, use *user* to refer to end users and *you* to address the developer or administrator.

You may need to prevent users from accidentally making changes.

You can give users access to the server.

*User* is also appropriate in the context of Mac OS X users—for example, when you discuss the Users pane of Accounts preferences.

See also **end user**, **end-user**.

**user group** Not *users group* or *user's group*.

**user name** Two words. Note the treatment of these similar terms.


device name, filename, host name, pathname, volume name

**user's guide**, **user's manual** The terms *user manual*, *instructor guide*, and *student guide* are alternate forms used by some Apple groups; consult your department's style guidelines. See also **manual**.

## V

**V.90**, **V.92** Note capitalization. International Telecommunications Union (ITU) modem serial protocols. Don't use *V.90* or *V.92* when you mean *56K modem*, unless you're referring specifically to the V.90 or V.92 protocol. See also **56K modem**.

**value slider** A special type of slider, used in some applications, that includes the numerical value of the parameter in the control. Dragging the middle area (where the number is) works the same as an ordinary slider; dragging to the right increases the value and dragging to the left decreases the value.



**Velocity Engine** Note capitalization.

**version** Use lowercase for *version* when you refer to versions of software, as in *iPhoto version 4*. For applications, it's OK to leave out *version*.

Use Keynote 2 to create your slideshow.

- *Version numbers for software*: To include the version number, use the form *ApplicationName 3* (not *3.0*), unless a more specific reference is required, such as *ApplicationName 3.0.1*.

Cinema Tools 3

Cinema Tools 3.0.1

- *Earlier or later*: Use *earlier* or *later*, rather than *lower* or *higher* or *newer* or *older*.

This application requires Mac OS X version 10.4 or later.

- *Abbreviating the word version*: When you abbreviate a version of Mac OS X, use *v* closed up, without a period, following *Mac OS X*.

Mac OS X version 10.4 (v10.4)

On subsequent occurrences, it's OK to use *Mac OS X v10.4*.

- *The letter x*: Except in developer documentation, don't use *x* to mean "any number," as in *10.x*; use a specific number or range of numbers.

See also **Mac OS X**.

**versus** Not vs. Rewrite to avoid using *versus* when possible.

**via** OK to use to mean *by means of*, especially in relatively technical documentation. Sometimes *over*, *through*, or *by using* may be more accurate and more easily understood.

Queue names shared via LPR or SMB . . .

You can use shared printers over the network . . .

Printers connected to your network via Ethernet . . .

Printers connected to your network using Ethernet . . .

**video** Note the treatment of these terms beginning with *video*:

videocassette, videoconference, videodisc, videophone, videotape

video camera, video capture card, video editing, video game, video port

Don't use a hyphen in compound adjectives that include *video*: *video editing program*.

**video cable** Don't use to describe a cable connecting a display or monitor to a computer; use *display cable* (for Apple displays) or *monitor cable* (for non-Apple displays). OK to use for a cable that connects audio/video equipment, such as a television or VCR. See also **display cable**; **monitor cable**.

**video card** Don't use. See **graphics card**.

**video input port** Or *composite video input port*. Not *video-in port* or *Video In port*. Port that connects the computer to most video equipment. Compare **S-video input port**.

**video jack** Not *video connector*.

**video mirroring (n., adj.)** No hyphen. A dual-display mode in which the same image appears on two displays.

**video output port** Or *composite video output port*. Not *video-out port* or *Video Out port*. Port that connects the computer to most video equipment. Compare **S-video output port**.

**video port** Don't use when you mean the port to which the display is connected; use *display port* (for Apple displays) or *monitor port* (for non-Apple displays). See also **display port; monitor port**.

**video random-access memory** See **VRAM**.

**View control** The three-button unit for changing views of Finder windows. The View control comprises the *Icon View button*, the *List View button*, and the *Column View button*. See also **Column View button; Icon View button; List View button**.

**viewer window** The main Mail window where mailboxes and messages appear. On first occurrence, call it *the Mail viewer window*; for later references, use *the viewer window*.

**virtual memory** Not *Virtual Memory* or *VM*.

**voicemail** One word. Don't use as a verb. Instead, use *leave a voicemail* or *check your voicemail*. A comparable term is *voice messages*.

**voiceover** One word. Don't use as a verb. Instead, use *record a voiceover* or something similar.

**VoiceOver** The Mac OS X spoken interface. Note capitalization.

**VoiceOver chooser menus** Menus that appear visually and are spoken in the VoiceOver user interface:

- The Application Chooser menu (Option-Control-F1 twice) for navigating among open applications.
- The Item Chooser menu (Option-Control-F2 twice) for navigating among items in the active window.
- The Window Chooser menu (Option-Control-I) for navigating among open windows in the active application.

**VoiceOver command** Any key combination used to work with VoiceOver. Each VoiceOver command performs an action in VoiceOver and works in the same way as the standard Mac OS X keyboard shortcuts.

Press Command-Option-Control to move the VoiceOver cursor to the top of a window.

**VoiceOver cursor** In VoiceOver, a box that outlines an item onscreen, showing that the user can interact with the item. The outlined item is *in the VoiceOver cursor*. You can move the VoiceOver cursor until the item you want to interact with is *in the cursor*.

When the pop-up menu is in the VoiceOver cursor, press Return.

**VoiceOver menu** A menu that provides commands similar to those in an application menu. The menu appears when the user presses Option-Control-F7 when VoiceOver is active.

**voice-quality microphone** Note hyphenation.

**volume (disk)** In general, don't use *volume* to refer to disks in user documentation; use *disk* or the specific kind of disk to which you're referring. OK to use *volume* to refer to a server or to individual partitions on a disk. Also OK to use *volume* to refer generically to units of storage, when these may include different kinds of disks.

You can use the Find command to search for items on all volumes connected to your computer.

**volume (document)** Documents are divided into volumes when page length exceeds manageable limits. The volumes of a multivolume document have the same title because the division into volumes doesn't represent a difference in subject matter; however, each volume may have a subtitle.

- *Volume numbers:* The type of numeral used (Arabic or Roman) varies by department. Consult your editor for guidelines.

*Mac OS X Server Administrator's Guide, Volume 2*

*Final Cut Pro 5 User Manual, Volume II: Editing*

- *Cross-references:* In cross-references to specific volumes, capitalize but don't italicize *Volume*.

See Volume 1 of the *AppleSoft BASIC Programmer's Reference Manual* for more information.

For more information about moving projects and media files between editing systems, see the *Final Cut Pro 5 User Manual, Volume IV, Part II, "Project Interchange."*

Compare **parts**.

**Volume Down key, Volume Up key** Note capitalization.



**volume name** Two words. Note the treatment of these similar terms:  
device name, filename, host name, pathname, user name

**VRAM** Acronym for *video random-access memory*. Spell out on first occurrence. Pronounced “VEE-ram.”

**vs.** Don’t use; use *versus* when absolutely necessary, but rewrite to avoid the term when possible.

## W

**wait cursor** See **spinning wait cursor**.

**WAN** Acronym for *wide area network*. Spell out on first occurrence. Note lowercase in the spelled-out version; no hyphen.

**want** An infinitive or a direct object should follow *want* in conditional statements. It’s OK to use *wish* by itself.

*Correct:* Rename the file if you want to create [infinitive] a duplicate.

*Correct:* Make a copy if you want a duplicate [direct object].

*Correct:* Rename the file if you wish.

*Incorrect:* Rename the file if you want.

**warm start (n.), warm-start (adj.)** Note hyphenation of adjective.

**Warning** Use a Warning notice when the reader needs to know that an action may cause bodily injury, damage to hardware or software, or loss of data.

Use warnings and other notices sparingly. They lose their effectiveness if they appear too often. Don’t use a Warning notice immediately before or after a Note or Important notice or immediately after a text head.

See also **Important; Note**.

**waveform (n., adj.)** One word.

**wavelength (n.)** One word.

**we** Don’t use first person; rewrite in terms of the reader or the product.

*Correct:* For best performance, your computer should have at least 256 MB of RAM.

*Incorrect:* We recommend that your computer have at least 256 MB of RAM.

See also **recommend**.

**web** Short for *World Wide Web*. You *go to, visit, or view pages on the web*. Note the treatment of terms beginning with *web*:

webcam, webcast, webcasting, weblog, webmail, webmaster, webpage, website

web authoring, web browser, web camera, web publishing, web server

See also **Internet addresses; World Wide Web**.

**web addresses** See **Internet addresses; URL; webpage**.

**Weblog Server** Software included with Mac OS X Server. Note capitalization. Don't precede with *the*.

**WebObjects** Application server software. Note capitalization.

**webpage** One word. A self-contained document that can be viewed on a website. A single website can contain many webpages. You *connect to* (or *go to*) a page; you are then *at* that page. Text, graphics, and links, however, are *on* the page.

Don't use *website* and *webpage* interchangeably.

See also **homepage; Internet addresses; website**.

**website** Refers to a collection of webpages stored in a particular location.

A website may be organized into several parts, sections, or areas, each of which may contain more than one page. Use *part, section, or area* to refer to such an entity. Use *page* to refer to a single webpage. Use *website* to refer to the entire collection.

You can *browse, visit, or go to* a website, but don't use such phrases as *point your browser at the website* and *surf the website*.

See also **homepage; webpage**.

**Welcome to Mac OS message (Classic)** Not *box or screen*.

**well-behaved** Don't use to describe software; use *compatible, well-constructed*, and the like.

**which** Use only to introduce a nonrestrictive clause; clauses beginning with *which* are always set off with commas.

The newest computer in the lab, which is a Power Mac G5, is also the students' favorite. [There is only one newest computer; the phrase *which is a Power Mac G5*, although it provides more information, doesn't restrict the subject of the sentence.]

This is the computer that has network access. [There are many computers; the phrase *that has network access* restricts—narrows the meaning of—the subject of the sentence to one computer.]

Compare **that**.

**whir** Not *whirr*. But *whirring*.

The disk drive whirs, and in a moment you see the startup screen.

**who, whom** *Who* should always be used as the subject of a verb or as a subject complement. *Whom* should always be used as the object of a verb or preposition.

Who is the new system administrator?

This manual is intended for the person who manages the network.

Be selective about the people to whom you give network access.

**wide** Use a hyphen in compound adjectives beginning with *wide*.

wide-angle viewing, wide-format screen

*Exception:* widescreen

Close up words that end with *wide*.

companywide, enterprisewide, industrywide, systemwide, worldwide

If part of the compound is a proper noun, use a hyphen: *Apple-wide*.

**wide area network** See **WAN**.

**widescreen (adj.)** One word.

**widget** A special application displayed by Dashboard. You add widgets to Dashboard using the *widget bar*. Capitalize the names of widgets.

Stocks, Weather, the Stocks widget, the Weather widget

**window** When an icon is double-clicked, what appears on the screen is called a *window*. Inactive windows or objects are *in back of* or *behind* active windows.

**window controls** Standard controls for windows include the close button, the minimize button, the zoom button, and the resize control.

**windowful** Don't use. When you refer to scrolling through the contents of a window, use *window at a time* or *window by window*.

*Correct:* Click in the area above or below the scroller to view contents a window at a time.

*Correct:* Click above or below the scroller to view the contents window by window.

*Incorrect:* To scroll by the windowful, click above or below the scroller.

**Windows** See **Microsoft Windows**.

**window titles** When you refer to a window by name, use the exact words in the title bar of the window (*the Mail window, the About This Mac window*). Use lowercase for *window* (unless it's included in the window title and capitalized).

**window zooming** Note lowercase. No hyphen.

**Wintel** Jargon for personal computers based on Microsoft Windows software and Intel processors. Don't use; use a term such as *PC*, *Windows-based computer*, or *Pentium-based computer*.

**wish** See **want**.

**word processing (n.), word-processing (adj.)** Note hyphenation of adjective.

**words as words** Italicize a word when it is used as a word. In text that is read only on the screen, use quotation marks instead of italics. Use an apostrophe and an *s* to form the plural, but don't italicize the apostrophe or the *s*.

He had too many *and's* in the sentence.

**word wrap** Not *wraparound* or *word wraparound*. In documentation written for new users, however, you may want to mention the term *wraparound* or include it in your glossary because users may see it elsewhere.

**work** Close up the following words beginning with *work*:

workflow, workforce, workgroup, workplace, workshop, workspace,  
workstation

**workflow** A series of actions that together perform a specific task in Automator. One word; note lowercase.

**workspace** Don't use as a synonym for *desktop* or *Finder*.

**workstation (n., adj.)** Don't use when you mean *desktop computer*. OK to use when you discuss network administration.

**Worldwide Developers Conference** See **WWDC**.

**World Wide Web** Note capitalization. After first occurrence, use *web*. Don't abbreviate as *WWW*. See also **Internet addresses**; **web**.

**wraparound (n.)** Don't use; use *word wrap*. See also **word wrap**.

**write** Avoid as a verb in user documentation; use *copy* or *burn*. In developer or server documentation, the following are acceptable: *write to a disk*, *write to disk*, *write on a disk*. Don't use *write a disk*.

*User documentation:* Copy the files to your hard disk.

*Developer documentation:* The application needs to write to the hard disk.

*Server documentation:* Give the user permission to write to the disk.

See also **burn**.

**WWDC** Abbreviation for *Worldwide Developers Conference*. Note spelling.

**WWW** Don't use as an abbreviation for *World Wide Web*. Use *web* instead.

## X

x Follow these guidelines when you use the letter x to stand for something else.

- *Screen resolutions*: Use a lowercase x in screen resolutions.

1024 x 768 [Note the space before and after the x.]

- *As a placeholder (variable)*: When you use x as a placeholder for replaceable numbers, the x is lowercase and in regular text.

\$02xx [The x's represent a range of memory addresses.]

Don't use x's as placeholders in numbers representing microprocessors.

*Correct*: 68000-family microprocessor

*Incorrect*: 68xxx microprocessor

- *For a range of version numbers*: Except in developer documentation, don't use x to express a range of software version numbers, as in *10.x*; use a specific number or range of numbers.
- *To designate speed*: For the speed of disc drives, use a lowercase x—for example, *24x speed*. Note that there is no space between the numeral and the x.

See also **dimensions**; **version**.

**Xcode** A suite of development tools included with Mac OS X. Note capitalization.

**Xgrid** Computational clustering technology. Note capitalization.

**XON/XOFF** Refers to the handshake. All caps.

**Xsan** The storage area network (SAN) file system for Mac OS X and Mac OS X Server. Note capitalization.

**Xserve** A 1U rack-optimized server system. The name can be used with or without an article. Note capitalization.

**Xserve RAID** A 3U rack-optimized storage system. The name can be used with or without an article. Note capitalization.

## Y

**Y-adapter** Note capitalization and hyphenation.

## Z

**zap, zapping** Don't use, as in *zapping PRAM*. Use *reset*.

Reset the PRAM.

**zero character** OK for the ASCII character \$30. Don't confuse with *null character* (\$00).

**zeros** Not *zeroes*.

**zip code** Note lowercase.

**Zip disk, Zip drive** Note capitalization. Don't call a Zip disk a *cartridge*.

**zoom button** The rightmost button of the three window controls at the left of the title bar. Note lowercase.

**Zoomed Video port** A port that enables data to be transferred directly from a PC Card to a VGA controller. Note capitalization.

This chapter provides usage guidelines for units of measure and lists abbreviations and symbols for frequently used units.

Follow these guidelines when you use units of measure in documentation.

- *When to spell out:* In user documentation, spell out units of measure on first occurrence. Repeat the spelled-out version in new sections and chapters if the unit symbol or abbreviation is obscure and if the audience requires it.

*First occurrence:* Spell out the unit and give the abbreviation in parentheses.

20 gigabytes (GB) of memory

*Subsequent occurrences:* It's OK to use the abbreviation.

20 GB of memory

Always spell out customary units of measure in text (for example, *17-inch display*). It's OK to abbreviate such units in tables and technical specifications (*Display size: 17 in.*).

- *Noun:* When you use a unit symbol or abbreviation as a noun, use the preposition *of* before the unit the value quantifies.

20 GB of memory

- *Adjective:* When you use a spelled-out unit of measure in a compound adjective, hyphenate the compound.

17-inch display

3-meter cable

When you use a unit symbol or abbreviation in a compound adjective, don't hyphenate; add a space between the number and the abbreviation.

20 nA battery

30 GB capacity

- *Capitalization:* With the exception of degrees Celsius, units of measure derived from a proper name are not capitalized when spelled out, but their unit symbols are capitalized. (For example, the unit symbol for *joule* is *J*.)

- *Punctuation:* Abbreviations for customary (nonmetric) units are followed by a period.

30 in. display

- *Plurals:* Unit symbols and abbreviations are unaltered in the plural forms (for example, *lb.*, not *lbs.*).
- *International System of Units:* Use the unit symbol for units of the International System of Units (SI) after first occurrence. If the unit symbol for *meter* could be confused with another term in your document, spell out *meter*.

The maximum size for a memory card is 35 mm.

The Ethernet cable is 40 meters long.

Don't use a period after an SI unit (unless the unit appears at the end of a sentence).

- *Mixing names and symbols:* Don't mix unit names and symbols (*kilogram/m<sup>2</sup>*) or unit symbols and abbreviations (*J/sec.*). Don't mix a prefix name with a unit symbol (*kiloHz*), or a prefix symbol with a unit name (*khertz*).

## Prefixes for Units of Measure

Factor	Prefix	Symbol or abbreviation
10 <sup>24</sup>	yotta	Y
10 <sup>21</sup>	zetta	Z
10 <sup>18</sup>	exa	E
10 <sup>15</sup>	peta	P
10 <sup>12</sup>	tera	T
10 <sup>9</sup>	giga	G
10 <sup>6</sup>	mega	M
10 <sup>3</sup>	kilo	k
10 <sup>2</sup>	hecto	h
10 <sup>1</sup>	deka	da
10 <sup>-1</sup>	deci	d
10 <sup>-2</sup>	centi	c
10 <sup>-3</sup>	milli	m
10 <sup>-6</sup>	micro	μ
10 <sup>-9</sup>	nano	n
10 <sup>-12</sup>	pico	p
10 <sup>-15</sup>	femto	f
10 <sup>-18</sup>	atto	a
10 <sup>-21</sup>	zepto	z
10 <sup>-24</sup>	yocto	y



## Names and Unit Symbols for Units of Measure

In the following table, when a unit symbol includes a nonalphanumeric character, the keystrokes that generate the character are included in brackets after the unit symbol or abbreviation.

Unit	Unit symbol or abbreviation	Quantity
ampere	A	electric current
ampere-hour	Ah	rate of delivery of electricity
ampere-second. <i>See</i> coulomb		
amperes per meter	A/m	magnetic field strength
amperes per square meter	A/m <sup>2</sup>	current density
amperes per volt. <i>See</i> siemens		
angstrom (10 <sup>-10</sup> meters)	Å [Option-Shift-A]	optical wavelength
attoampere (10 <sup>-18</sup> amperes)	aA	electric current
baud (signal events per second)	Bd	speed of data transmission
bel (10 decibels)	B	sound intensity
bit	bit	size of data
bits per second	bit/s	speed of data transmission
byte	B	size of data
candela	cd	luminous intensity
candela per square inch	cd/sq. in.	luminance
candela per square meter	cd/m <sup>2</sup>	luminance
centimeter	cm	length
characters per inch	spi	letter spacing (in type)
coulomb (ampere-second)	C	electric charge, quantity of electricity
coulombs per volt. <i>See</i> farad		
cubic centimeter	cm <sup>3</sup>	volume
cubic foot	cu. ft.	volume
cubic inch	cu. in.	volume
cubic meter	m <sup>3</sup>	volume
cubic yard	cu. yd.	volume
cycle	c	complete execution of a periodically repeated phenomenon
cycles per second. <i>See</i> hertz		
day	d	time
decibel (0.10 bels)	dB	sound intensity
degree	° [Option-Shift-8]	angular measure

Unit	Unit symbol or abbreviation	Quantity
degree Celsius	° C [Option-Shift-8]	temperature
degree Fahrenheit	° F [Option-Shift-8]	temperature
degree Kelvin. <i>See kelvin</i>		
degree Rankine	° R [Option-Shift-8]	temperature
dots per inch	dpi	resolution
electromotive force	emf	energy derived from electrical source per unit quantity of electricity
electron volt	eV	energy
farad (coulombs per volt)	F	capacitance
foot	ft.	length
gallon	gal.	volume
gigabit	Gbit	computer memory
gigabits per second	Gbit/s (standard) Gbps (some Apple groups)	speed of data transmission
gigabyte	GB	computer memory
gigabytes per second	GB/s (standard) GB/sec. (some Apple groups)	speed of data transmission
gigahertz	GHz	frequency
gilbert	Gb	magnetomotive force
gram	g	mass, weight
grams per cubic centimeter	g/cm <sup>3</sup>	density
henry	H	inductance
hertz (cycles per second)	Hz	frequency
horsepower	HP	power
hour	h	time
inch	in.	length
joule (kilogram-meter)	J	energy
joules per second. <i>See watt</i>		
kelvin	K	thermodynamic temperature
kilobit (1000 bits)	kbit	computer memory
kilobits per second	kbit/s (standard) kbps (some Apple groups)	speed of data transmission
kilobyte (1024 bytes)	KB	computer memory
kilobytes per second	KB/s (standard) KB/sec. (some Apple groups)	speed of data transmission
kilogram	kg	mass, weight

Unit	Unit symbol or abbreviation	Quantity
kilogram-meter. <i>See</i> joule		
kilogram-meters per second squared. <i>See</i> newton		
kilograms per cubic meter	kg/m <sup>3</sup>	density
kilohertz	kHz	frequency
kilohm	k [Option-Z]	electric resistance
kilometer	km	length, distance
kilometers per hour	km/h	velocity
kilowatt (kilovolt-ampere)	kW	power
kilowatt-hour	kWh	energy (usually electric power consumption)
lines per inch	lpi	resolution
liter	l	volume
liters per second	l/s	change in volume over time
lumen	lm	flux of light
lux	lx	illumination
megabit	Mbit	computer memory
megabits per second	Mbit/s (standard) Mbps (some Apple groups)	speed of data transmission
megabyte	MB	computer memory
megabytes per second	MB/s (standard) MB/sec. (some Apple groups)	speed of data transmission
megahertz	MHz	frequency
meter	m	length, distance
meters per second	m/s	velocity
micrometer (10 <sup>-6</sup> meters)	μm [Option-m]	length
micron. <i>See</i> micrometer		
mil (10 <sup>-3</sup> inches)	mil	length
mile	mi. [ <i>except in mph</i> ]	length, distance
miles per hour	mph	velocity
millimeter (10 <sup>-3</sup> meters)	mm	length
million instructions per second	MIPS	microprocessor speed
millisecond (10 <sup>-3</sup> seconds)	ms	time
millivolt (10 <sup>-3</sup> volts)	mV	electric potential
milliwatt (10 <sup>-3</sup> watts)	mW	power
minute	min	time
month	mo.	time

Unit	Unit symbol or abbreviation	Quantity
newton (kilogram-meters per second squared)	N	force
newtons per square meter. See pascal		
ohm	$\Omega$ [Option-Z]	electric resistance
ounce	oz.	volume, weight
pascal (newtons per square meter)	Pa	pressure, stress
pound	lb.	weight
poundal	pdl.	force
radian	rad	plane angle
radians per second	rad/s	angular velocity
radians per second squared	rad/s <sup>2</sup>	angular acceleration
revolutions per minute	rpm	angular velocity
second	s (unit symbol) or sec. (abbreviation)	time
siemens (amperes per volt)	S	conductance
square foot	sq. ft.	area
square inch	sq. in.	area
square meter	m <sup>2</sup>	area
square mile	sq. mi.	area
square yard	sq. yd.	area
steradian	sr	solid angle
terabit	Tbit	computer memory
terabits per second	Tbit/s (standard) Tbps (some Apple groups)	speed of data transmission
terabyte	TB	computer memory
terabytes per second	TB/s (standard) TB/sec. (some Apple groups)	speed of data transmission
tesla (webers per square meter)	T	magnetic flux density
ton	tn. or ton	mass, weight
volt	V	electric potential difference, electromotive force
volt-ampere. See watt		
volts (point-to-point)	V <sub>pp</sub>	electric potential
volts (root mean square)	V <sub>rms</sub>	electric potential
watt (joules per second)	W	power
watt-hour	Wh	energy

Unit	Unit symbol or abbreviation	Quantity
weber	Wb	magnetic flux
webers per square meter. <i>See tesla</i>		
yard	yd.	length, distance
year	yr.	time



This chapter lists the names of major Apple hardware and software products.

Use the spelling and capitalization shown in this chapter. Note that Apple continually introduces products, and the list does not include every product in the selected categories. For information on trademarks, see the trademark entries in Chapter 1, “Style and Usage.”

## Desktop Computers

- Power Macintosh G3
- Power Mac G4
- Power Mac G4 Cube
- Power Mac G5
- Twentieth Anniversary Macintosh
- iMac
- iMac DV
- iMac DV+
- iMac DV Special Edition
- iMac G5
- iMac Special Edition
- eMac
- Mac mini

## Portable Computers

- Macintosh PowerBook G3
- Macintosh PowerBook G3 Series
- PowerBook
- PowerBook G4
- iBook
- iBook G4
- iBook Special Edition

## Servers

- Macintosh Server G3 with AppleShare IP
- Macintosh Server G3 with Mac OS X Server
- Macintosh Server G4 with AppleShare IP
- Macintosh Server G4 with Mac OS X Server
- Xserve (*Note: The software used with this product is Mac OS X Server.*)
- Xserve G5

## Displays

Measurements given are the diagonal screen size, not the viewable image size.

- Apple Studio Display (15-inch flat panel)
- Apple Studio Display (17-inch flat panel)
- Apple Studio Display (17-inch CRT)
- Apple Studio Display (21-inch CRT)
- Apple Cinema Display (20-inch flat panel)
- Apple Cinema Display (22-inch flat panel)
- Apple Cinema HD Display (23-inch flat panel)
- Apple Cinema HD Display (30-inch flat panel)



## Keyboards and Mouse Devices

- Apple Extended Keyboard
- Apple Extended Keyboard II
- Apple Keyboard
- Apple Keyboard II
- Apple Mouse
- Apple Desktop Bus Mouse
- Apple Desktop Bus Mouse II
- Apple USB Keyboard
- Apple USB Mouse
- Apple Pro Keyboard
- Apple Pro Mouse
- Apple Wireless Keyboard
- Apple Wireless Mouse
- Mighty Mouse

## Storage Devices

- Apple Drive Module
- CD-ROM drive
- CD-RW drive
- Combo drive (DVD-ROM/CD-RW)
- DVD-ROM drive
- DVD-RAM drive
- SuperDrive (DVD-R/CD-RW)
- SuperDrive (DVD±RW/CD-RW)
- SuperDrive (DVD+R DL/DVD±RW/CD-RW)

## Software and Technologies

- Address Book
- Aperture
- Apple Remote Desktop
- AppleScript
- AppleWorks
- Automator
- Backup
- Bonjour
- Calculator
- Cinema Tools
- ColorSync Utility
- Dashboard
- Dictionary
- Disk Utility
- DVD Player
- DVD Studio Pro
- Exposé
- Final Cut Express
- Final Cut Express HD
- Final Cut Pro
- Final Cut Pro HD
- Final Cut Studio
- Finder
- FireWire
- Font Book
- Front Row
- GarageBand
- GarageBand Jam Pack
- Grab
- iCal
- iChat
- iDisk

- iDVD
- iLife
- Image Capture
- iMovie
- iMovie HD
- Installer
- Internet Connect
- iPhoto
- iSync
- iTunes
- iWork
- Keychain Access
- Keynote
- Logic Express
- Logic Pro
- Mac OS 9
- Mac OS X
- Mac OS X Server
- Mail
- Motion
- Pages
- Photo Booth
- Preview
- Production Suite
- QuickTime
- QuickTime Player
- QuickTime Pro
- Safari
- Shake
- Sherlock
- Soundtrack
- Soundtrack Pro
- Spotlight

- Stickies
- System Preferences
- System Profiler
- Terminal
- TextEdit
- VoiceOver
- WebObjects
- Xcode
- Xgrid
- Xsan

## Audio, Music, and Video Products

- AppleDesign Powered Speakers
- AppleDesign Powered Speakers II
- Apple Headphone
- Apple Microphone
- Apple PlainTalk Microphone
- Apple Pro Speakers
- Apple Remote
- iPod
- iPod mini
- iPod nano
- iPod photo
- iPod shuffle
- iPod U2 Special Edition
- iSight

## Wireless Networking Products

- AirPort, AirPort Extreme, AirPort Express
- AirPort Base Station, AirPort Extreme Base Station, AirPort Express Base Station
- AirPort Card, AirPort Extreme Card

This chapter gives special style and usage rules that apply largely or exclusively to developer documentation.

Many of the rules covered here are also included by topic in Chapter 1, “Style and Usage.”

## General Considerations

When writing about a particular programming language, be careful to follow the capitalization style of that language.

## Code

Use code font for code.

Develop a method of spacing around punctuation and use the method consistently. It’s often best to use “English-style” spacing (one space character between words) because it’s easy to remember and to stick with.

```
(height, width: extended; quo: integer); PageSize = 1024
```

## Syntax Descriptions

Use code font for literals (parts of the language, values, and so on), italic text font for metasymbols (artificial terms that have meaning only in your document and are to be replaced by a value or symbol), and plain style regular text font for brackets that enclose something that’s optional. Pay close attention to punctuation.

```
Read ([file, ] var)
```

Use embedded caps to connect words that act as a single metasymbol (*sourceFile*).

Be consistent when naming metasymbols; for example, don’t alternate between *commands* and *commandList*.

## Code Font in Text

Most developer documentation uses code font for computer-language elements in text. Whether to use code font in text for other documents is a matter of judgment.

Use code font for all text fragments that the reader should construe as expressions in a programming language.

Use code font for names of files, volumes, directories, and libraries.

```
StandardCRuntime.o library  
MainProg.c file
```

Don't use a function or method name as a verb.

*Correct:* Run `ls` on both directories.

*Incorrect:* `ls` both directories.

*Correct:* Use `cd` to change to the root directory.

*Incorrect:* `cd` to the root directory.

Don't mix fonts within a single word. Rewrite to avoid forming the plural of a word in code font.

*Correct:* values of type `integer`

*Incorrect:* `integers`

Use regular text font, not code font, for punctuation following a word or phrase in code font unless the punctuation mark is part of the computer-language element represented.

`NAN(004)`, `nan(4)`, and `NaN` are examples of acceptable input.

## Metasymbols in Text

In running text, use italic regular text font when referring to a metasymbol (that is, an artificial term that has meaning only in your documentation and is to be replaced by a value or symbol). Spell the metasymbol just as it would appear in a syntax description. Don't use a metasymbol when you can use a regular English term in ordinary prose.

*Correct:* Replace *volumeName* with a name of up to 12 characters.

*Correct:* The volume name can be up to 12 characters long.

*Incorrect:* The *volumeName* can be up to 12 characters long.

Avoid *foo*, *bar*, *baz*, or *frobozz* to represent hierarchical or ordered metasymbols in code examples. Instead, use metasymbols that suggest the kind of item that the programmer is to fill in.

```
TObject.FirstMethod  
TObject.SecondMethod
```

This chapter provides guidelines on content, definitions, and format for a glossary of terms.

A good glossary can enhance the usefulness of the documentation you produce. A term that one reader sees as jargon is seen by another as an everyday term in constant use.

## Audience Considerations

Keep in mind the needs of the people for whom you are writing. Follow the guidelines in this section.

- *First-time users:* If your document is intended for first-time computer users or first-time Apple product users, you'll probably have to include "obvious" terms such as *window*, *screen*, *menu*, *start up*, and *command*. Look at earlier user documentation for ideas about what to include, and ask your developmental editor for suggestions.
- *Intermediate users:* Documentation for intermediate users and installation manuals for peripheral devices lie in a gray area. Can you assume, for example, that the person buying a hard disk has already learned how to use the computer? Perhaps not. But some hard disk buyers will be very advanced users. When deciding which terms to include, you should probably err on the side of including terms that most readers might already know, rather than leaving out those that some readers won't know.
- *Developer documentation:* Developer documentation writers don't need to assume computer illiteracy on the part of readers; you may not have to define general computer terms such as *silicon* or *application program*. However, you should probably assume that some readers will not be familiar with Apple terminology. Terms such as *Apple event*, *Aqua*, or *Quartz* should probably be in the glossary if your document uses them.

## Content Guidelines

A glossary is more than a list of definitions. Entries should explain meanings by providing examples and context.

### Make Definitions Explanatory

Give an example where appropriate. If possible, make that example specific to the product about which you're writing. Where helpful, refer to other glossary terms for further information or contrast.

### Make the Context Clear

Is your definition general to all computers, specific to Apple products, specific to a particular device or system, or somewhere in between? If a term has two or more meanings that are relevant (such as *format*, the noun referring to page appearance, and *format*, the verb referring to the action performed on a blank disk), provide all definitions.

### Connect Ordinary Usage with Technical Meaning

Many ordinary English words have specific meanings with regard to computer products. In documentation for first-time users, it's helpful to show the connection between the ordinary meaning of the word and its new, technical meaning. For example, here's a definition for *open*:

**open** To make available. You open files or documents so that you can work with them. You can't read a file or make changes to it until the file is open. In the desktop interface, opening a document causes a window with the contents of that document to come into view. You can then perform further actions in the window when it's active.

The initial definition of *open*, "to make available," is one of the meanings given the verb in *The American Heritage Dictionary*. It provides the reader with a conceptual link.



## Matters of Form

These guidelines describe how to format and structure glossary entries.

### Design

The appearance of glossary entries depends on the document design. See your department's design documentation for specs and sample pages.

### Format of an Entry

The term to be defined is usually in boldface. Don't capitalize the term unless it is a proper noun, such as *Finder*.

The definition, in plain text, starts with a capital letter and ends with a period. The first clause of the definition can be a sentence fragment. Other parallel phrases in the definition may also be sentence fragments; otherwise, use complete sentences.

### Alphabetization

Alphabetize entries letter by letter up to a punctuation mark; spaces don't count. For example:

*grayscale* comes before *gray space*.

Numerical entries are ordered as though they were spelled out. For example:

*32-bit addressing* comes between *text width* and *thumbnail*.

Where there are several entries with numerals in a group, however, order the entries numerically within the group. For example:

*PowerBook G5* comes after *PowerBook G4*.

### Parts of Speech

- *Verbs*: If the term is a verb, start the definition with an infinitive, not a gerund.

*Correct*: To make available

*Incorrect*: Making available

- *Adjectives*: If the term is an adjective, you may have to start the definition with phrases like these:

Said of ...

Characteristic of ...

Used to describe ...

- *Different parts of speech*: Use *(n.)*, *(v.)*, or *(adj.)* for noun, verb, or adjective when you need to distinguish a part of speech.

## Pronunciation

When you define an acronym or other term with unusual or unclear pronunciation, provide a pronunciation key. Use all caps to indicate the stress and hyphens to separate syllables. Use quotation marks around the pronunciation key.

**ASCII** Acronym for *American Standard Code for Information Interchange* (pronounced “ASK-ee”).

**EBCDIC** Acronym for . . . (pronounced “EB-si-dik”).

**leading** The amount of blank vertical space between lines. Pronounced “LED-ing.”

## Cross-References

If you want to draw attention to related terms in the glossary, add cross-references at the end of the entry.

- *See* means that the definition for a term is given elsewhere.
- *See also* means that additional relevant information is given elsewhere.
- *Compare* means that a contrasting or complementary term is defined elsewhere. Don't say *compare with*. You can also use *same as* and *opposite of* for synonyms and antonyms.

**open** To make available. You open files or documents in order to work with them. Compare **close**. See also **icon**; **window**.

**Important:** Make sure all cross-referenced terms are in your glossary.

## Multiple Definitions

For entries with multiple definitions, precede each definition in a sequence with a number in parentheses followed by a single space.

**graphics** (1) Information presented in the form of . . . (2) The display of pictures . . .

If the definitions are for different parts of speech, show the part-of-speech abbreviation, with a period, in parentheses:

**branch (v.)** To pass program control to a line or statement other than the next in sequence. (n.) A statement that performs the act of branching. See also **conditional branch**; **unconditional branch**.

More complexity is possible. Consult a developmental editor, if necessary, when dealing with complex entries.

## Independence

A glossary should stand alone. Don't include references to other parts of the document or to other documents.

## Assembling the Glossary

The following steps provide an overview of steps needed to put together a glossary.

- *First:* Decide which terms you need to include and define for your readers.
- *Second:* Check to see if your department has a glossary from which you can cut and paste appropriate entries.
- *Third:* Check other Apple documentation on related topics for highly specific definitions that may not appear elsewhere.
- *Finally:* Look in other dictionaries or write your own definition.

You don't necessarily have to use an existing definition verbatim. Make up your own variant or examples if appropriate. If an entry contains both a simple definition and a complex one, and you don't need both, use only the applicable part. Correct errors or misconceptions if you find them.



# How to Develop an Index

# 6

This appendix provides guidelines for developing and checking index entries.

The index is an important tool for readers as they search for information. Making an index accurate, comprehensive, and useful is worth the extra time and effort required.

## Choosing the Number of Levels

For most documents, two levels of entries are enough. Some documents may require three. The indexer, writer, and developmental editor should agree on the number of levels before the indexing begins, though the indexer may suggest changing the number after work begins.

## Main Entries

A main entry shouldn't have more than five page numbers after it. If there are more than five page numbers, use subentries.

Don't use *(s)* to make a main entry both singular and plural. Subentries can be worded so that all of them read correctly with one form of the main entry.

## Subentries

Don't use adjectives as main entries with nouns as subentries; such subentries should be separate main entries. For example, *synchronous communication* and *synchronous modem* should each be main entries; *communication* and *modem* should not be subentries of *synchronous*.

Use the subentry *defined* only when there are multiple page numbers for an entry; if only one page number is given, no subentry is necessary.

## Wording

Wording should be as terse as possible, but it's OK to use prepositions and conjunctions such as *in*, *of*, and *and* to make the relationship between the main entry and subentry clear. Ignore these "small words" when alphabetizing.

## Commands

Follow the names of commands, routines, and options with an identifier in the index entry, especially when the same word or words have another meaning. For example:

Print command (rather than just "Print")

@MAX function (rather than just @MAX)

PL option (rather than just PL)

## Cross-References

- *See also*: *See also* references go on a separate line immediately after the main entry. Use semicolons to separate items in a list of cross-references. For example:

icons 4

See also **applications; disks; documents; folders**

- *See*: Use a *see* cross-reference when there is more than one way to index a topic and a topic has subentries.

If *Universal Serial Bus* has subentries:

USB. *See* Universal Serial Bus

If *connectors* has subentries:

expansion connectors. *See* connectors

If the topic has no subentries, put the page numbers in both places; don't use a *see* cross-reference.

Universal Serial Bus (USB) 26, 111

USB (Universal Serial Bus) 26, 111

You can put the full entry in both places even when there are subentries, but you must set a consistent cutoff point for using cross-references instead of the full entry (when the entry is more than five lines, for example).

If an index entry is a term not used in the document, always use a *see* cross-reference to refer to the term that is in the document, whether or not the entry has subentries.

booting. *See* starting up

## Order of Entries

- *Alphabetizing*: Alphabetize letter by letter, not word by word.
- *Numerals*: When an entry begins with a numeral, alphabetize it as if the number were spelled out. When entries that contain numbers are grouped together, put the entries in numerical order within that group. For example:

*G4* before *G5*

*6502* before *65816*

- *Nonalphabetic characters*: Indexes may begin with a section of nonalphabetic entries. The section could include symbols, numbers, Greek letters, and so forth. Most entries in this section should also appear subsequently, alphabetized as if they were spelled out.
- *Headings*: Separate entries with alphabetic headings: *A*, *B*, and so on. A letter for which there are no entries should be listed after the preceding letter. (If there are no entries beginning with *X*, the heading would be *W, X*—not *X, Y*.)

## Style of Entries

- *Capitalization*: Don't capitalize all entries. Capitalize only the entries you capitalize in the text.
- *Code font*: If a term is in code font because it's a literal computer language word (functions, constants, and so forth), it should be in code font in the index. If it's in code font in the text to indicate what the user types, it should be in regular text font in the index.
- *Italics*: If a term is in italics in text because it's the name of a metasympol or the name of a disk, it should be in italics in the index. (Generally the name of a document shouldn't be indexed, but if it is, it should be in italics.) If a term is in italics in text for emphasis or because it's a word used as a word, it should be in plain style in the index.

## Checking the Spelling

In FrameMaker, you cannot check the spelling within the index markers. When you've completed the index markers and generated the index, make sure you review the generated index with the spelling checker.





## Following international style helps readers with limited English proficiency read what you write.

By following international style, you also help translators—human or machine—localize your writing by minimizing the burdens of cultural and customary language usage.

### Basic Rules

Writing in the international style means that you write simply, and that you express yourself using standard international conventions. These are the rules:

- Write in simple structures.
- Don't use idiomatic or colloquial expressions.
- Avoid shortcuts, symbols, and abbreviations that could easily be spelled out.
- Express data using the standard international conventions outlined in this appendix. You should vary from these standards only when there is a truly compelling advantage in using a proprietary or customary style.

### Currency

Currency amounts are expressed with the appropriate International Organization for Standardization (ISO) currency code.

- *International Authority:* International Organization for Standardization (ISO)
- *Standard:* ISO 4217:1990
- *Rationale:* Currency codes are specific to a currency, and cannot be confused or misinterpreted by the reader. Currency symbols such as the dollar sign (\$) are not unique and are easily misread.
- *Usage:* Write the amount followed by a space and the currency code in capitals.

The computer is priced at 1199 USD.

The computer costs 1980 EUR.

Currency	Code
Canadian dollar	CAD
euro	EUR
pound sterling	GBP
yen	JPY
U.S. dollar	USD

## Dates and Times

Dates are expressed as year, month, day and are separated by a hyphen. Times are expressed on a 24-hour clock.

- *International Authority:* International Organization for Standardization (ISO)
- *Standard:* ISO 8601:1988
- *Rationale:* Date and time formats are represented with the largest units given first. From left to right the ranking is year, month, week, day, hour, minute, second. This standard, in addition to being used in many Asian languages, solves ambiguities in the date notations used in Canada, the United States, and the United Kingdom.
- *Usage:* Dates are expressed numerically as year, month, day and are separated by a hyphen. Times are expressed on a 24-hour clock. A colon separates hours, minutes, and seconds. Coordinated Universal Time (UTC) times are expressed as “Z.” Local time zones are expressed as the number of hours from UTC.

The iPod U2 was introduced on 2005-10-26.

The file will be posted at 18:00Z.

The file will be posted at 18:00 –0800 (PST).

## Decimals

Decimals are expressed by a period or a comma. For numbers larger than 999, don’t use a period or comma as a separator. A nonbreaking space (Option–Space bar) may be used instead.

- *International Authority:* Bureau Internationale des Poids et Mesures (BIPM)
- *Standard:* BIPM SI Brochure, 7th edition (1998)
- *Rationale:* Breaking up large numbers makes them easier to read, especially in tables. A nonbreaking space cannot be confused as a decimal marker.

- *Usage:* Use a period to produce a decimal in English. Numbers may be divided in groups of three on either side of the decimal to make them easy to read. Use a nonbreaking space instead of a period or comma to divide numbers. Express large numbers in their smallest form to make them easier to read.

A kilobyte is 1024 bytes.

Apple sold 300 000 iMac computers in the first quarter.

Apple sold 3.7 million iMac computers in 2 years.

## Languages

Language names are represented by a two-character code.

- *International Authority:* International Organization for Standardization (ISO)
- *Standard:* ISO 639-1
- *Usage:* Languages are represented by a two-character code in a table, column, or row that clearly indicates that the code represents a language.

Code	Language
de	German
en	English
es	Spanish
fr	French
it	Italian
ja	Japanese
nl	Dutch
mul	Multiple languages

In some cases, you may need to append an extension to the code to represent a particular Apple localization.

Code	Language
en-na	North American English
en-z	International English
zh-s	Simplified Chinese
zh-t	Traditional Chinese

## Telephone Numbers

Telephone numbers begin with the plus sign and are followed by a space, the country code, city code, and number. Freephone (toll-free) numbers are expressed in the local style. Always give a toll number if one is available.

- *International Authority:* International Telecommunications Union (ITU)
- *Standard:* ITU-T E.123 (1988)
- *Rationale:* The plus sign (+) represents any number or numbers a caller must dial to get a line, like 9. The caller then dials the remaining digits. Freephone numbers are usually impossible to dial globally, even between Canada and the United States. Providing a toll-free number with a toll number allows customers to call no matter where they are from.
- *Usage:* Telephone number notations begin with the plus sign and are followed by a space, the country code, city code, and number. Breaks in national numbering plans may be represented by a space. Toll-free numbers are expressed in the local style.

You can reach Apple by calling + 1 408 996 1010 or 800-692-7753  
(in North America).

You can reach Apple France by calling + 33 1 69 86 34 00 or 0800 046 046.

## Units of Measure

Use only units of the International System of Units (SI) to express the values of quantities. Equivalent values in customary units may be given in parentheses following SI values in cases where safety may be an issue, or when they are used in a product's name.

- *International Authority:* Bureau Internationale des Poids et Mesures (BIPM)
- *Standard:* BIPM SI Brochure, 7th edition (1998). English-language translation and United States interpretation is available from the Department of Commerce (Federal Register 63 FR 40333-40340).
- *Usage:* Quantities are always expressed with a unit symbol. Use a nonbreaking space between the quantity and its symbol. Unit symbols are unaltered in the plural, and are never hyphenated, even when they are used as an adjective. Unit symbols are not followed by a period unless they appear at the end of a sentence. Don't imply more precision than is reasonable in choosing a unit symbol.

The Apple Keyboard has a 1 m cable.

The iBook computer weighs 3 kg.

*Warning:* The Xserve RAID weighs 27 kg (60 lb.). Use care when lifting it.

The iBook computer has a 1.2-gigahertz or 1.33-gigahertz processor.

The iMac G5 computer has a 1.8 GHz or 2 GHz processor.